

# NEPAL LIFE CAPITAL

## WEEKLY

## MARKET UPDATE

Week: (31/3/2024 to 4/4/2024)



## **Contents**

<b>Market Movement .....</b>	<b>1</b>
<b>Daily Turnover .....</b>	<b>2</b>
<b>Sub-Indices Performance .....</b>	<b>2</b>
<b>Investors Choice .....</b>	<b>4</b>
<b>Gainers and Losers.....</b>	<b>5</b>
<b>Technical Overview .....</b>	<b>6</b>
<b>Major Rates and Ratios.....</b>	<b>7</b>
<b>Upcoming Events.....</b>	<b>8</b>

## Market Movement

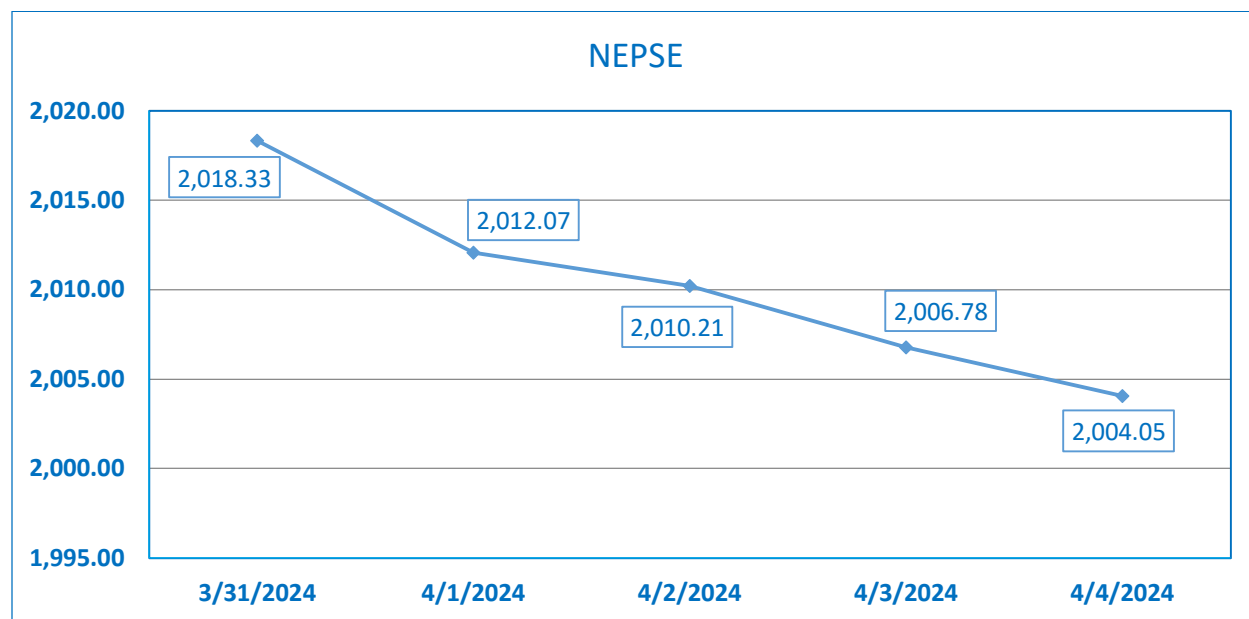


Figure 1 Market Movement for NEPSE index

For the week from 31<sup>th</sup> March to 4<sup>th</sup> April, the NEPSE index has dropped by -31.59 points marking its closing at 2,004.05 with a negative return of -1.55% on a weekly basis. The volume has rose by 14.63% to 2.78 Arba this week.

## Daily Turnover

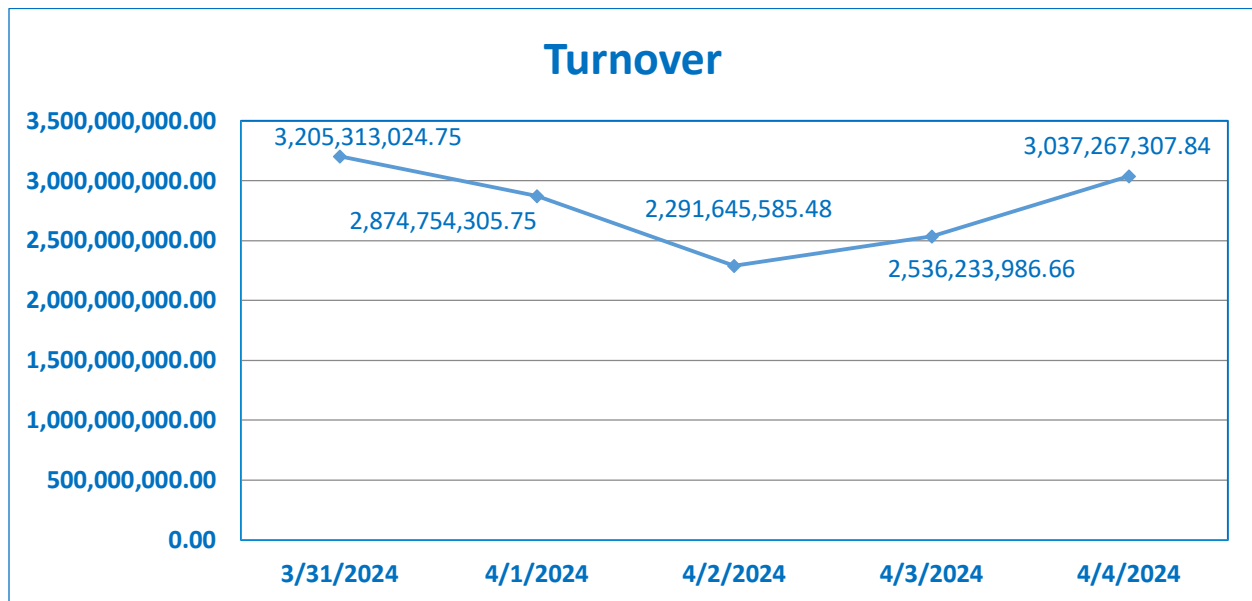


Figure 2 Turnover for NEPSE index

## Sub-Indices Performance

Indices	28th March	4th April	Return
Microfinance	3,890.09	4,069.86	4.62%
Hotels and Tourism	5178.54	5245.52	1.29%
Non-Life Insurance	10,452.84	10,432.59	-0.19%
Mutual Fund	18.37	18.30	-0.38%
Life Insurance	10,219.36	10,163.01	-0.55%
Finance	1,927.61	1,897.60	-1.56%
Investment	76.46	75.12	-1.75%
Trading	2,792.93	2,741.26	-1.85%
Banking	1,070.60	1,050.06	-1.92%
Hydropower	2,495.22	2,435.57	-2.39%
Others	1686.65	1646.16	-2.40%
Development Bank	3,960.74	3,861.52	-2.51%
Manufacturing & Processing	7,270.86	6,727.09	-7.48%

This week only “Microfinance” and “Hotel and tourism” sub-index had a positive return with 4.62% and 1.29% return respectively. While “manufacturing & processing” had the biggest fall of -7.48%. Followed by “development” and “others” with -2.51% and -2.40% respectively.

### Daily sector wise movement of indices

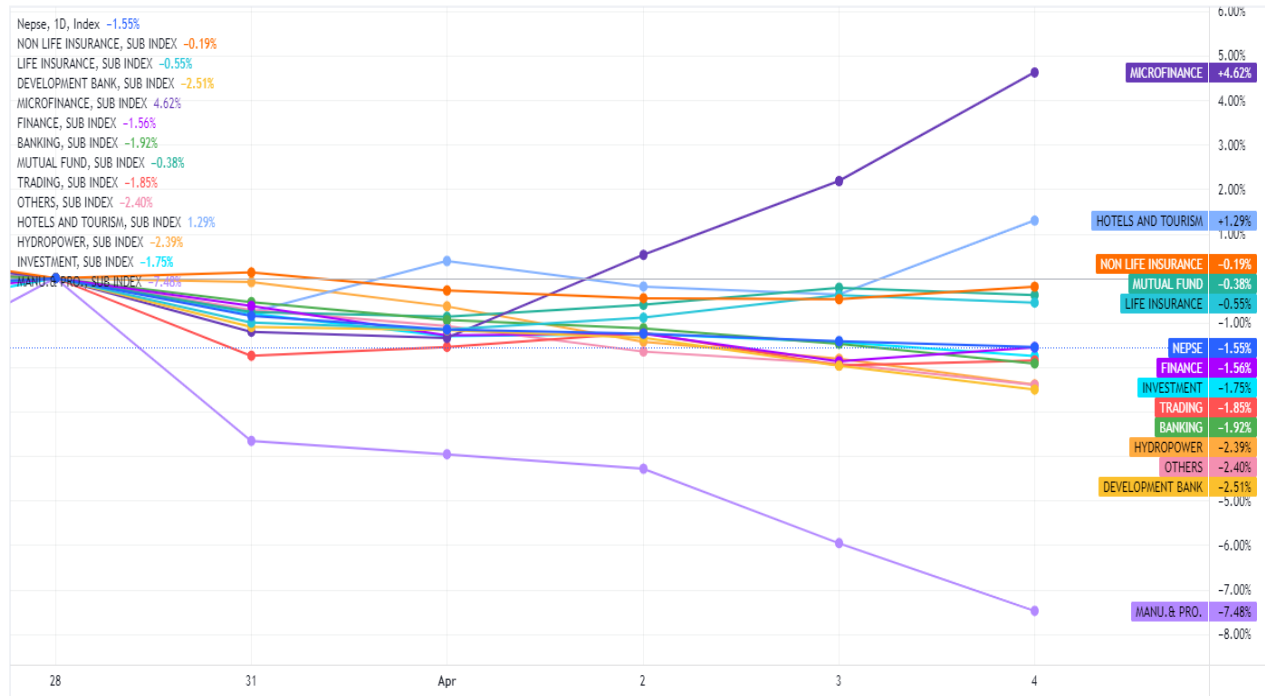


Figure 3 Daily sector movement relatively to NEPSE index

\*Each dot represents the index closing point for each day of the week.

## Investors Choice

In this section the stocks with the highest weekly trading volume have been showcased

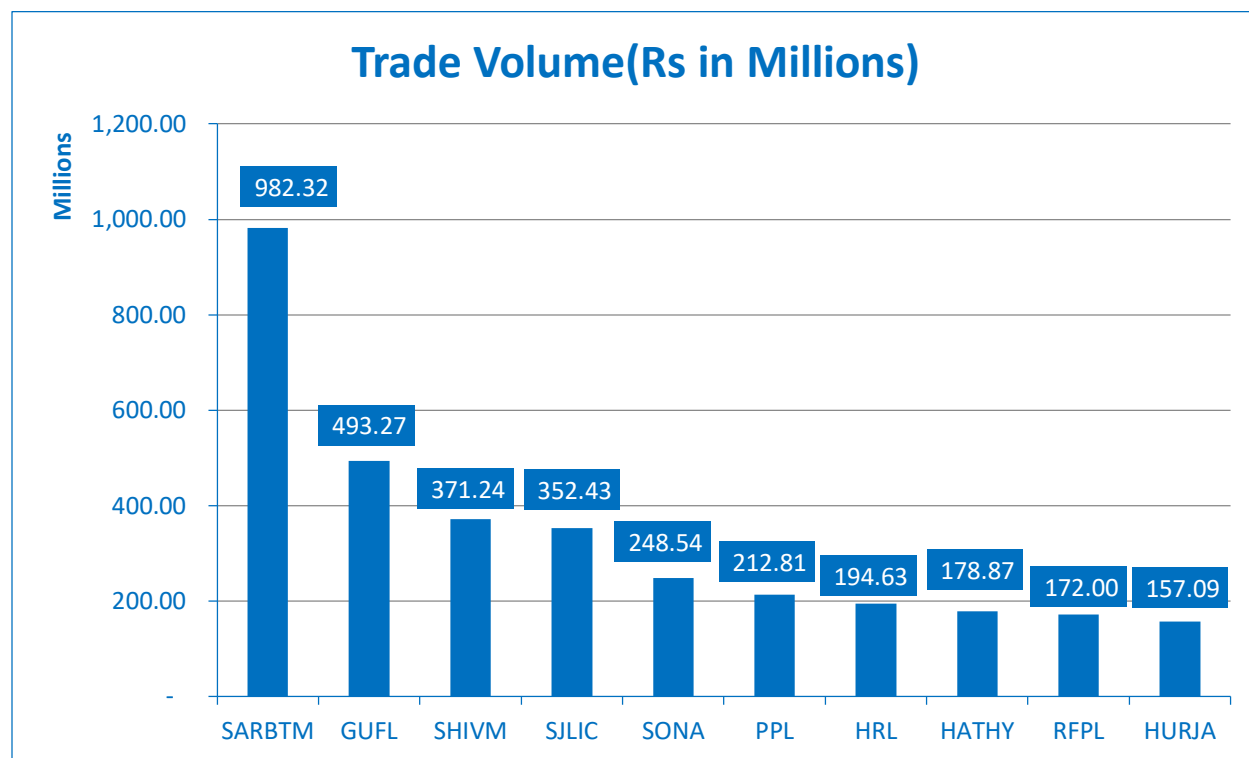


Figure 4 Top 10 Trade volume for the week

## Gainers and Losers

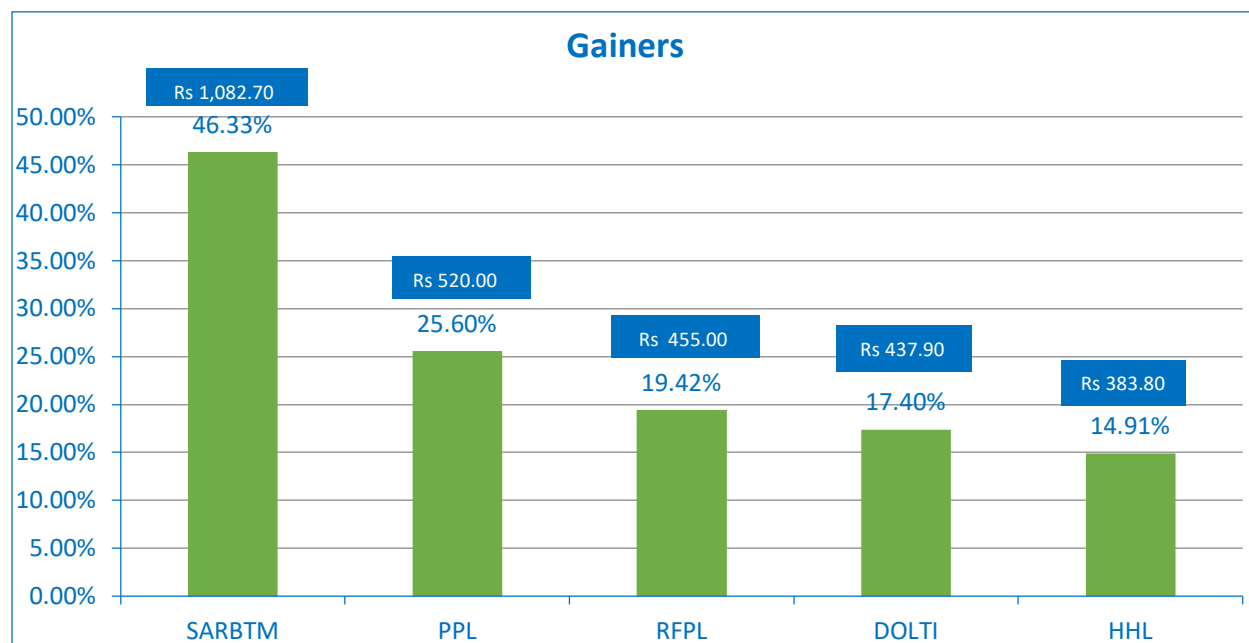
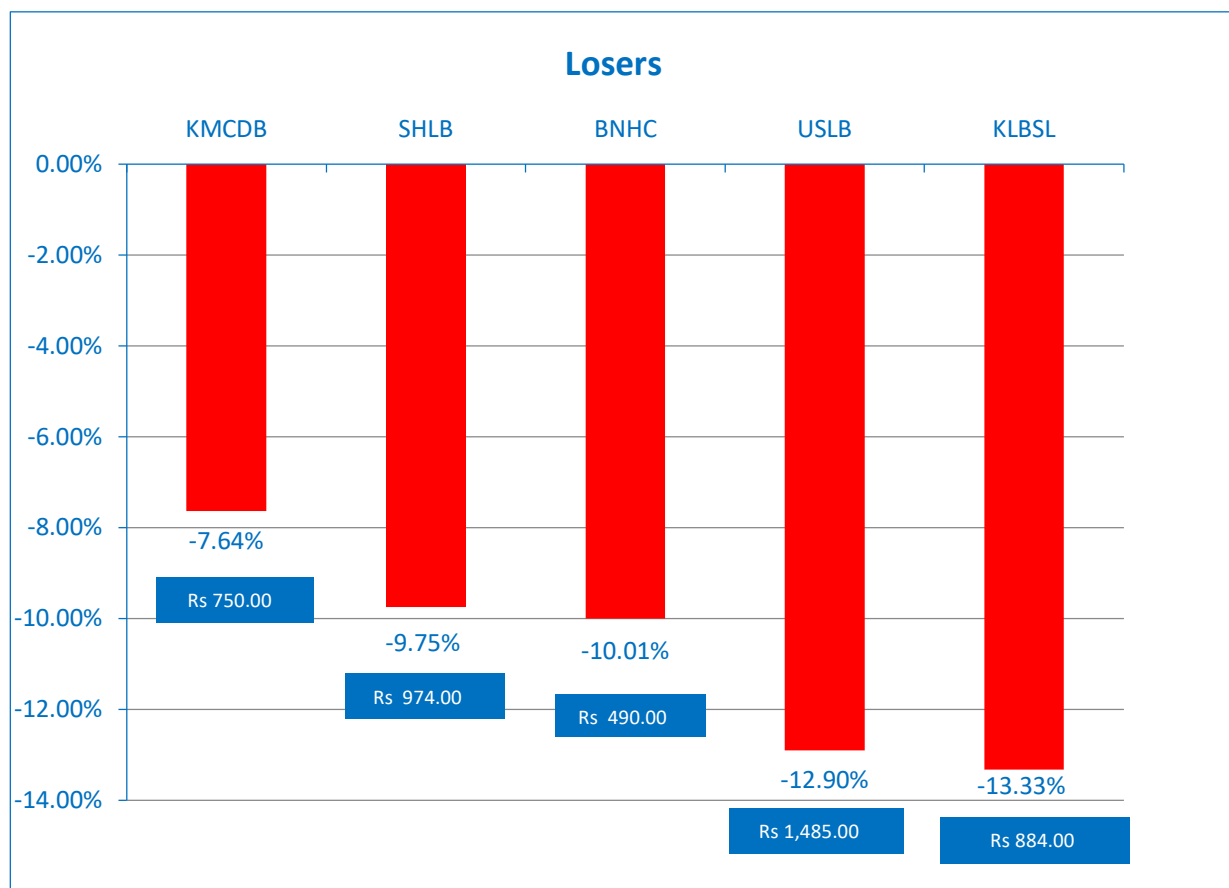


Figure 5 Top 5 Gainers for the week



## Technical Overview

Our technical overview on the NEPSE,

NEPSE index has been in a sideways market since June 2022 till date March 2024. Fluctuating between the 2200s and the 1800s. Any movement inside these 2 range is can be considered a noise until the index actually goes beyond these range.

## Weekly analysis



Figure 6 Weekly Time Frame Candlestick Pattern

A larger red candle was observed for this week, paired with a rising volume for this current week. Technically, we could see the downtrend continuing, as rise in a volume suggests the trend to continue. The EMAs and index are still close to each other denoting the market still being in sideways.



## Daily analysis



After the rejection from the minor resistance 2100 the market has been in a slow, fall downward. As the index breached the parallel channel towards upward, we can still get the idea of a downfall from the market. However the candles are less volatile as the fall has continued. Which is an indicator of the downtrend almost to an end. Hope fully we could see the market bounce back from our support areas in the near future.

Here are some of the zones to watch to determine the direction of the market.

Support	Resistance
S1 – 1980	R1 – 2035 - 2040
S2 – 1940	R2 – 2080
S3 – 1860	R3 – 2120

## Major Rates and Ratios

Description	As on	Rate/Ratio
CD Ratio	April 4, 2024	80.86%
Weighted Average Interbank Interest Rate LCY	April 4, 2024	3.53%
Weighted Average 28 days T-bill rate	March 26, 2024	2.50%

Weighted Average 91 days T-bill rate	April 3, 2024	2.9443%
Weighted Average 182 days T-bill rate	April 3, 2024	3.0113 %
Weighted Average 364 days T-bill rate	March 26, 2024	3.248 %

Average FD Rate for the month of Chaitra 2080	
Institutional	Individual
6.09 %	7.25 %

## Upcoming Events

Date	Event
7/4/2024	Opening day of Auction of 1,78,40,140 units of Promoter Right Shares of Hydroelectricity Investment and Development Company Limited.
	Opening Day of auction of Swabalamban Laghubitta Bittiya Sanstha Limited for 14,710 units promoter shares.
	Opening Day of auction of Prabhu Bank Limited for 61,762 units promoter shares.
	22nd AGM of Deprosc Laghubitta Bittiya Sanstha Limited.
8/4/2024	11th AGM of Mahuli Laghubitta Bittiya Sanstha Limited.
9/4/2024	Closing day of auction of different companies' shares of "NIBL Pragati Fund"
	27th AGM of Sagarmatha Lumbini Insurance Company Limited.
	10th & 11th AGM of Green Development Bank Limited.
10/4/2024	No event!
11/4/2024	Book Closure Date for 6th and 7th AGM of People's Power Limited.
	Opening day of Auction of 11,35,657 units of Ordinary Right Shares of Ridi Power Company Limited.
	6th AGM of Manakamana Smart Laghubitta Bittiya Sanstha Limited.
	15th and 16th AGM of Himal Dolakha Hydropower Company Limited.
	10th AGM of Mailung Khola Jal Vidhyut Company Limited.
	10th AGM of Samata Gharelu Laghubitta Bittiya Sanstha Limited.
	6th AGM of Sanima GIC Insurance Limited
	10th AGM of United Modi Hydropower Limited.
	Book Closure Date for 5th AGM of Sarbottam Cement Limited.
12/4/2024	5th AGM of Manushi Laghubitta Bittiya Sanstha Limited.
	8th AGM of Aarambha Chautari Laghubitta Bittiya Sanstha Limited.
	16th AGM of Peoples Hydropower Company Limited.

13/4/2024

13th AGM of Janautthan Laghubitta Bittiya Sanstha Limited.

No event!

.....End.....

***Disclaimer:*** The information on this document is provided for information purpose only. It does not constitute any offer, recommendation or solicitation to any person to enter into any transaction or adopt any hedging, trading or investment strategy, nor does it constitute any prediction of likely future movement in rates or prices or any representation that any such future movements will not exceed those shown in any illustration. Users of this document should seek advice regarding the appropriateness of investing in any securities, financial instruments or investment strategies referred to on this document and should understand that statements regarding future prospects may not be realized. Opinion, Projections and estimates are subject to change without notice. Nepal Life Capital Limited will not be liable for any losses arising out of this document.