

# NEPAL LIFE CAPITAL

## WEEKLY

## MARKET UPDATE

Week: (2024-12-15 to 2024-12-21)



**NEPAL LIFE**  
**CAPITAL LIMITED**  
A SUBSIDIARY OF NEPAL LIFE INSURANCE COMPANY LTD.

## **Contents**

<b>Market Movement .....</b>	<b>1</b>
<b>Daily Turnover .....</b>	<b>2</b>
<b>Sub-Indices Performance .....</b>	<b>2</b>
<b>Daily Sector Movement .....</b>	<b>3</b>
<b>Investors Choice .....</b>	<b>4</b>
<b>Gainers and Losers.....</b>	<b>5</b>
<b>Technical Overview .....</b>	<b>7</b>
<b>Major Rates and Ratios.....</b>	<b>8</b>
<b>Upcoming Events .....</b>	<b>9</b>

## Market Movement

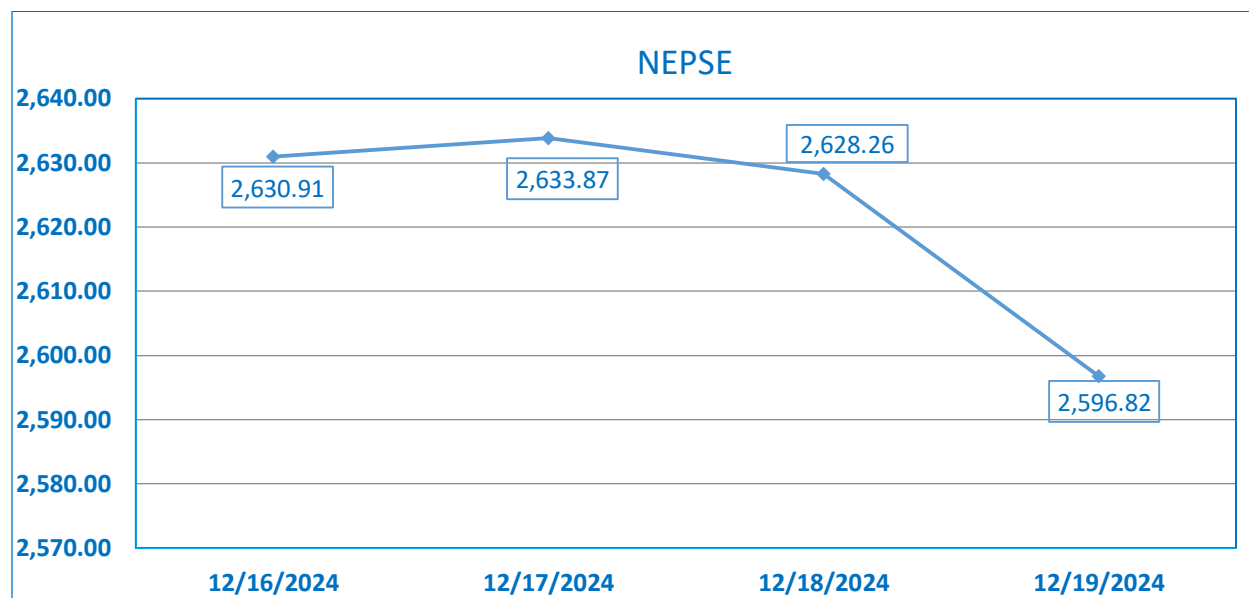


Figure 1: Market Movement for NEPSE index.

For the week from 16<sup>th</sup> December to 19<sup>th</sup> December, the NEPSE index traded with an average volume of 4.827 arba. The index declined -85.47 points (-3.19%) to close at 2596.82.

## Daily Turnover

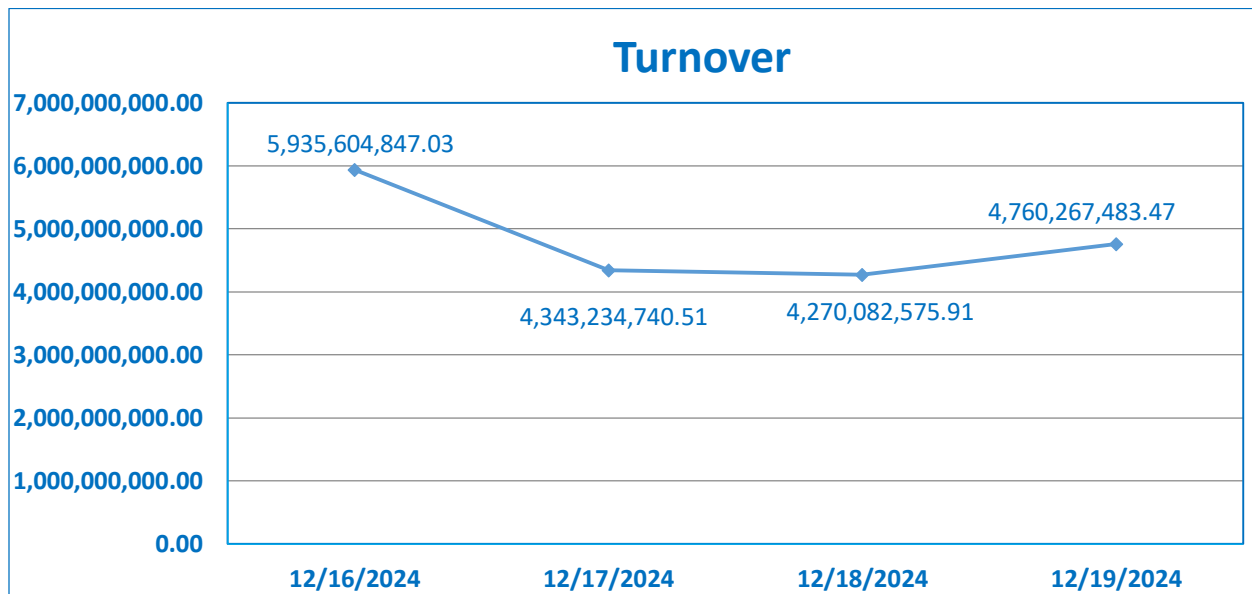


Figure 2: Turnover for NEPSE index.

The turnover for the current week has been displayed above.

## Sub-Indices Performance

Microfinance	4,939.98	4,844.50	-1.93%
Mutual Fund	21.72	21.30	-1.93%
Manufacturing & Processing	6,865.50	6,711.15	-2.25%
Non-Life Insurance	12,821.57	12,512.58	-2.41%
Banking	1,427.83	1,392.31	-2.49%
Others	1981.19	1929.31	-2.62%
Life Insurance	12,936.42	12,506.48	-3.32%
Hotels and Tourism	6625.97	6399.96	-3.41%
Investment	102.98	98.85	-4.01%
Development Bank	5,689.56	5,458.59	-4.06%
Hydropower	3,546.68	3,402.23	-4.07%
Finance	3,259.52	3,103.30	-4.79%
Trading	4,930.08	4,675.28	-5.17%

Figure 3: Weekly Returns of Sub-indices.

## Daily Sector Movement

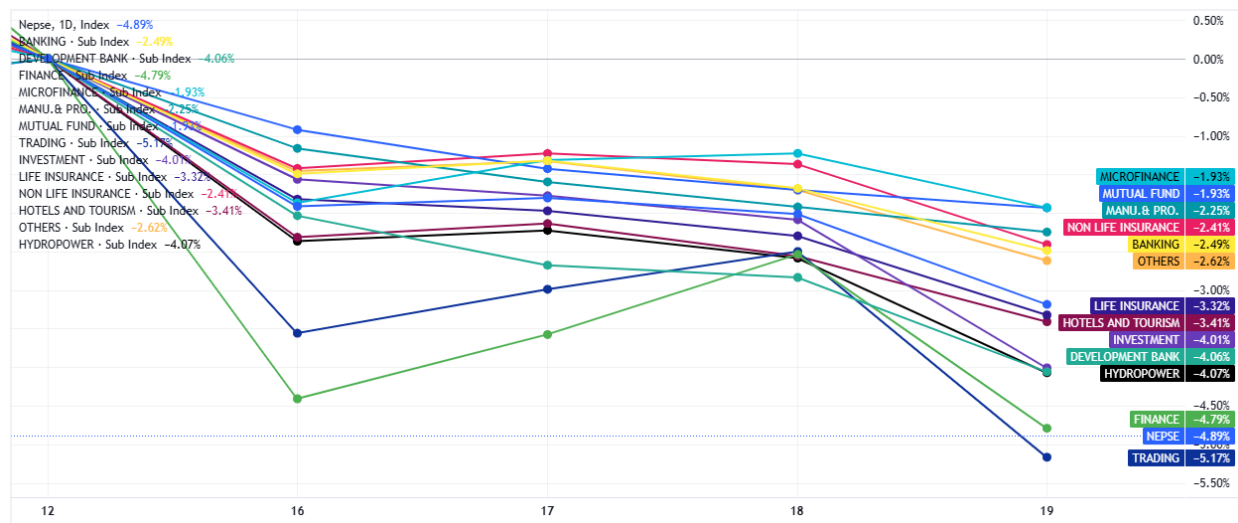


Figure 4: Daily sector movement relative to NEPSE index.

\*Each dot represents the index closing point for each day of the week.

## Investors Choice

In this section the stocks with the highest weekly trading volume have been showcased.

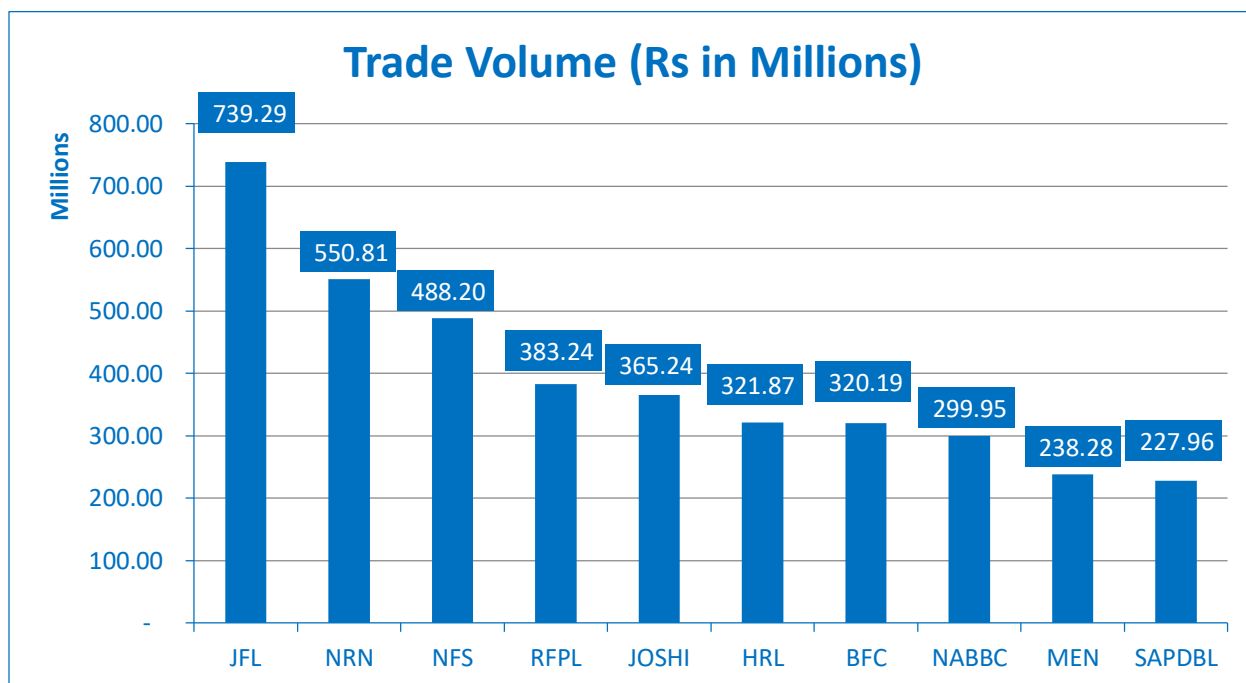


Figure 5: Top 10 Trade volume for the week.

## Gainers and Losers

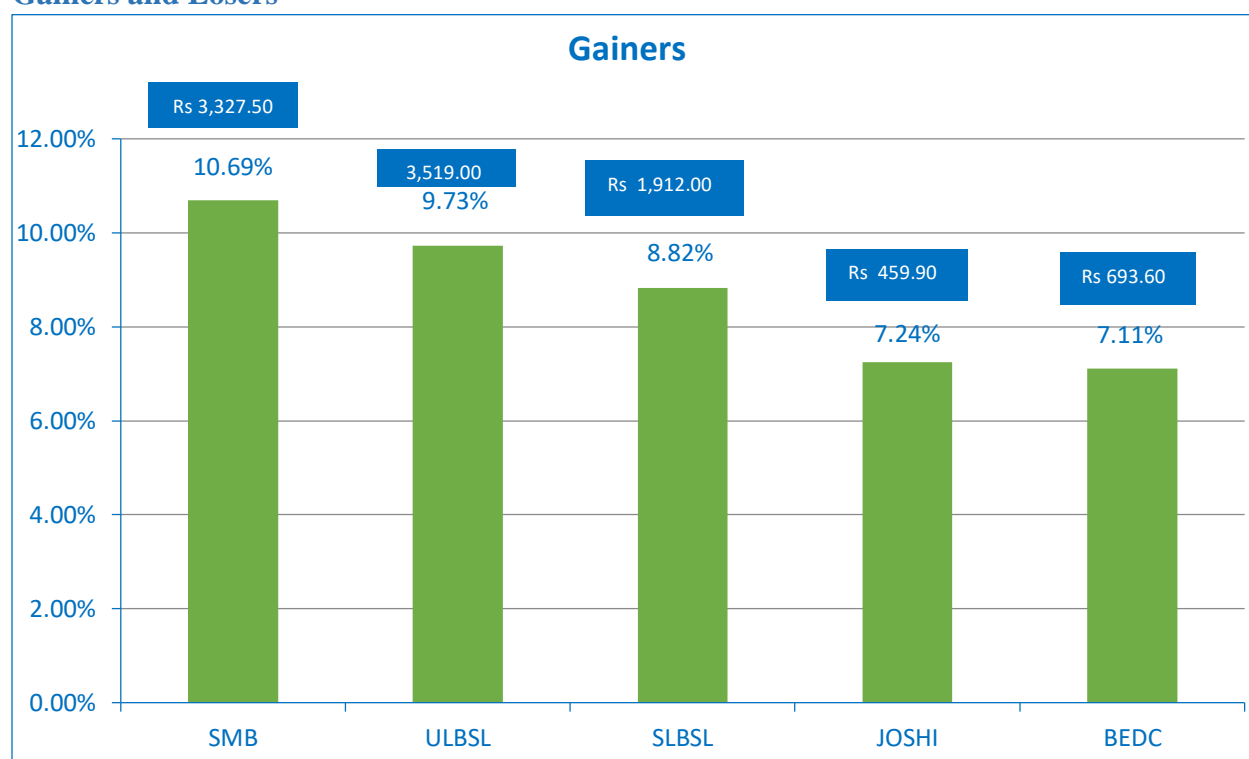


Figure 6: Top 5 Gainers for the week

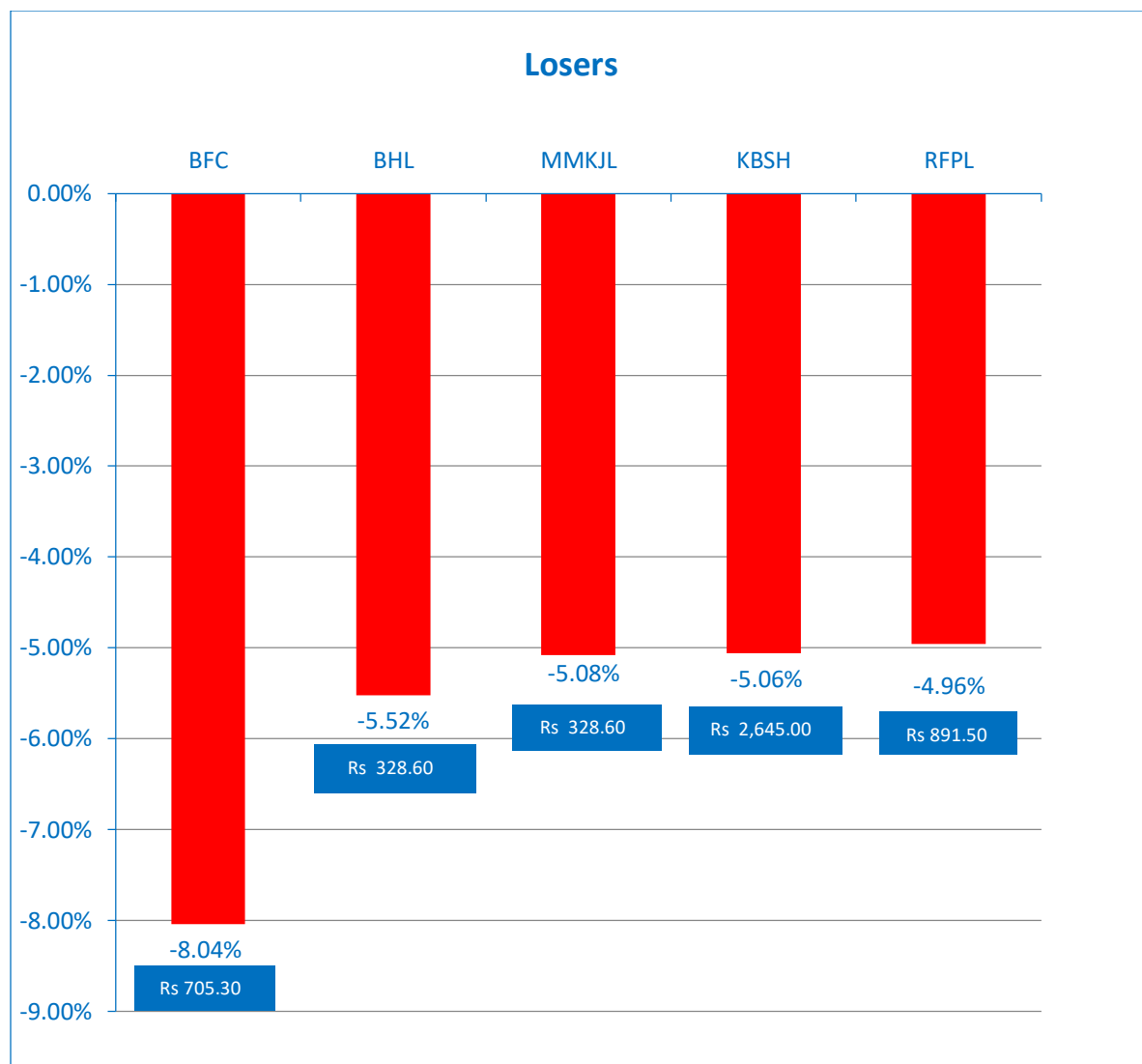


Figure 7: Top 5 Losers for the week



## Technical Overview

The market finally broke outside the trading zone, but unfortunately for the buyers the market was flooded with downward movement the whole week. Technically the selloff started once the index breached 2680. The weekly volume is arguably low, yet the index has succeeded in falling below the 2600s. There are minor supports below from the current area, but a major support now lies at 2450.

## Weekly analysis



Figure 8: Weekly Time Frame Candlestick Pattern

## Daily analysis



On daily graph,

The short-term trend has again continued its correction waves, we are now making lower lows. The lack of buying power from the buyers have ultimately determined the index's movement to head down.

Here are some of the zones to watch to determine the direction of the market.

Support	Resistance
Support 1: 2540	Resistance 1: 2620
Support 2: 2500	Resistance 2: 2780
Support 3: 2450	Resistance 3: 2880

## Major Rates and Ratios

Description	As on	Rate/Ratio
CD Ratio	December 16, 2024	78.64
Weighted Average Interbank Interest Rate LCY	December 16, 2024	3.00%
Weighted Average 28 days T-bill rate	December 17, 2024	2.7958%
Weighted Average 91 days T-bill rate	December 17, 2024	2.8246%

Weighted Average 182 days T-bill rate	December 17, 2024	2.8599%
Weighted Average 364 days T-bill rate	December 10, 2024	2.9600%

Average FD Rate for the month of Poush, 2081.	
Institutional	Individual
4.53%	6.02%

### Upcoming Events

Date	Events
22/12/2024	Book Closure Date for 28th AGM of Taragaon Regency Hotels Limited.
	Book Closure Date for 31st AGM of Nepal SBI Bank Limited.
	Opening Day of 85 million units of Rs 10 face value each of "Garima Samriddhi Yojana".
	8th AGM of Maula Kali Cable Car Limited.
	Closing Day of ratio 1:0.50 Right Share of Liberty Energy Company Limited.
23/12/2024	Book Closure Date for 18th AGM of Nepal Hydro Developer Limited.
	Book Closure Date for 6th AGM of Upakar Laghubitta Bittiya Sanstha Limited.
	Book Closure Date for 9th AGM of Upper Solu Hydro Electric Company Limited.
	2nd AGM of Ambe Steels Limited.
	16th AGM of National Banking Institute Limited.
24/12/2024	Book Closure Date for 12th AGM of Sanima Mai Hydropower Limited.
	Closing Day of 4,75,449.15 units FPO shares of Mahuli Laghubitta Bittiya Sanstha Limited to the general public.
25/12/2024	3rd AGM of Dudhkoshi Jalabidhyut Company Limited
	6th AGM of Unique Nepal Laghubitta Bittiya Sanstha Limited.
26/12/2024	Book Closure Date for 11th AGM of RSDC Laghubitta Bittiya Sanstha Limited.
	Book Closure Date for 17th AGM of Manjushree Finance Limited.
	Book Closure Date 13th AGM of Kutheli Bukhari Small Hydropower Limited.
	Book Closure Date for 29th AGM of NMB Bank Limited.
	Closing Day of 85 million units of Rs 10 face value each of "Garima Samriddhi Yojana".
	Book Closure Date for 9th AGM of Sanima Middle Tamor Hydropower Limited.
	AGM of Super Hewa Power Company Limited.
	15th AGM of First Microfinance Laghubitta Bittiya Sanstha Limited.
27/12/2024	Book Closure Date for 6th AGM of Sarbottam Cement Limited.
	Book Closure Date for 13th AGM of Hydroelectricity Investment and Development Company Limited.
	17th AGM of Shaurya Cement Limited.
	3rd AGM of Shaurya Cement Industries Limited.
	9th AGM of Nepal SBI Merchant Banking Limited.
	Book Closure Date for 11th AGM of Mathillo Mailun Khola Jalvidhyut Limited.

	12th AGM of NRN Infrastructure and Development Limited.
28/12/2024	7th AGM of BomKhola Mini Hydropower Limited.

..... End.....

**Disclaimer:** *The information on this document is provided for information purpose only. It does not constitute any offer, recommendation or solicitation to any person to enter into any transaction or adopt any hedging, trading or investment strategy, nor does it constitute any prediction of likely future movement in rates or prices or any representation that any such future movements will not exceed those shown in any illustration. Users of this document should seek advice regarding the appropriateness of investing in any securities, financial instruments or investment strategies referred to on this document and should understand that statements regarding future prospects may not be realized. Opinion, Projections and estimates are subject to change without notice. Nepal Life Capital Limited will not be liable for any losses arising out of this document.*