

NEPAL LIFE CAPITAL

WEEKLY

MARKET UPDATE

Week: (2024-12-29 to 2025-1-3)



NEPAL LIFE
CAPITAL LIMITED
A SUBSIDIARY OF NEPAL LIFE INSURANCE COMPANY LTD.

Contents

Market Movement	1
Daily Turnover	2
Sub-Indices Performance	2
Daily Sector Movement	3
Investors Choice	4
Gainers and Losers	5
Technical Overview	7
Major Rates and Ratios	8
Upcoming Events	9

Market Movement

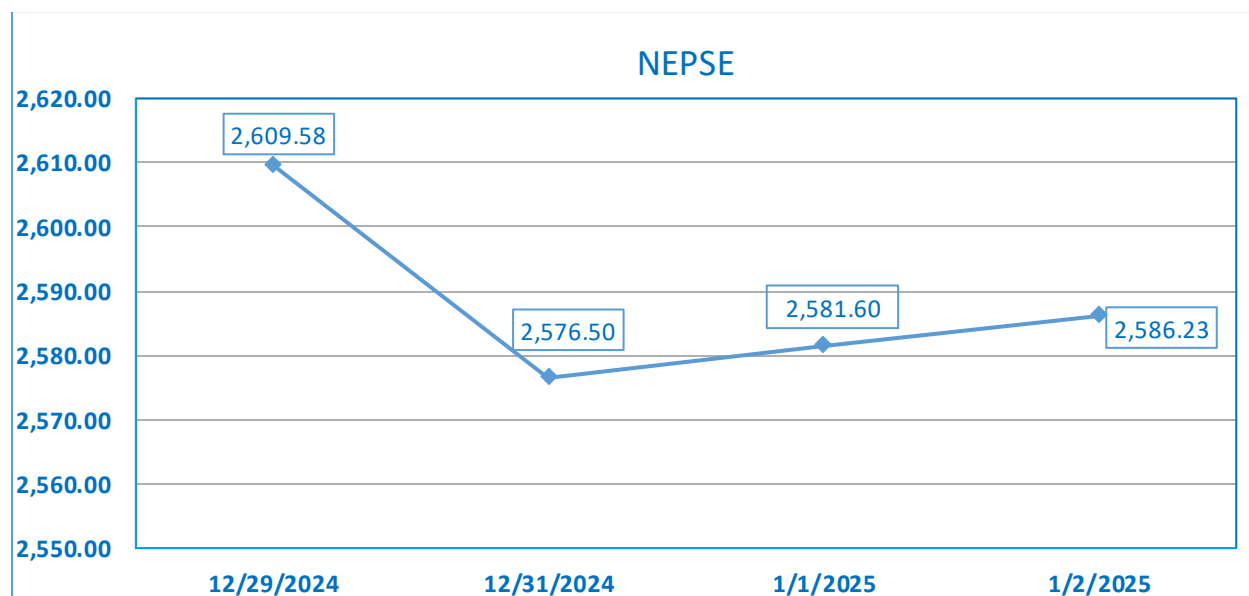


Figure 1: Market Movement for NEPSE index.

For the week from 29th December to 2nd January, the NEPSE index traded with an average volume of 4.837 arba. The index dropped by -44.48 points (-1.69%) to close at 2586.23.

Daily Turnover

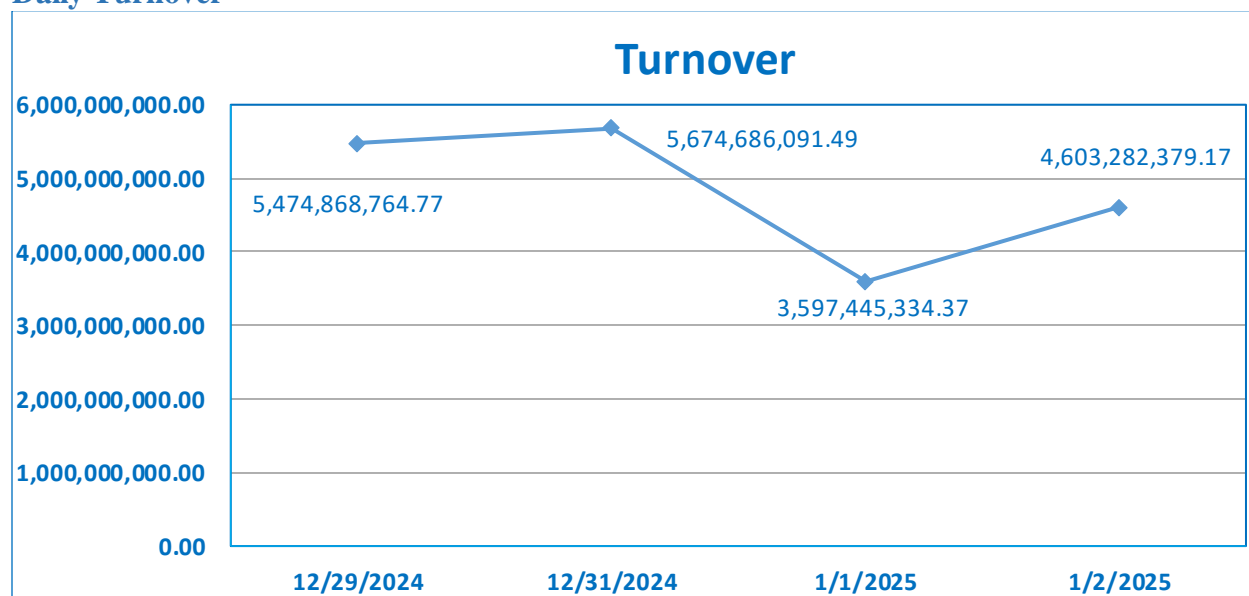


Figure 2: Turnover for NEPSE index.

The turnover for the current week has been displayed above.

Sub-Indices Performance

Indices	26th December	2nd January	Return
Mutual Fund	20.30	20.29	-0.05%
Non-Life Insurance	12,460.42	12,449.90	-0.08%
Hotels and Tourism	6427.14	6401.48	-0.40%
Hydropower	3,494.98	3,480.63	-0.41%
Microfinance	4,922.47	4,889.33	-0.67%
Life Insurance	12,493.73	12,400.94	-0.74%
Investment	99.42	98.44	-0.99%
Manufacturing & Processing	6,817.81	6,730.79	-1.28%
Development Bank	5,366.11	5,288.58	-1.44%
Others	1940.61	1903.71	-1.90%
Banking	1,427.91	1,389.85	-2.67%
Trading	4,718.85	4,466.98	-5.34%
Finance	3,073.25	2,903.25	-5.53%

Figure 3: Weekly Returns of Sub-indices.

Daily Sector Movement

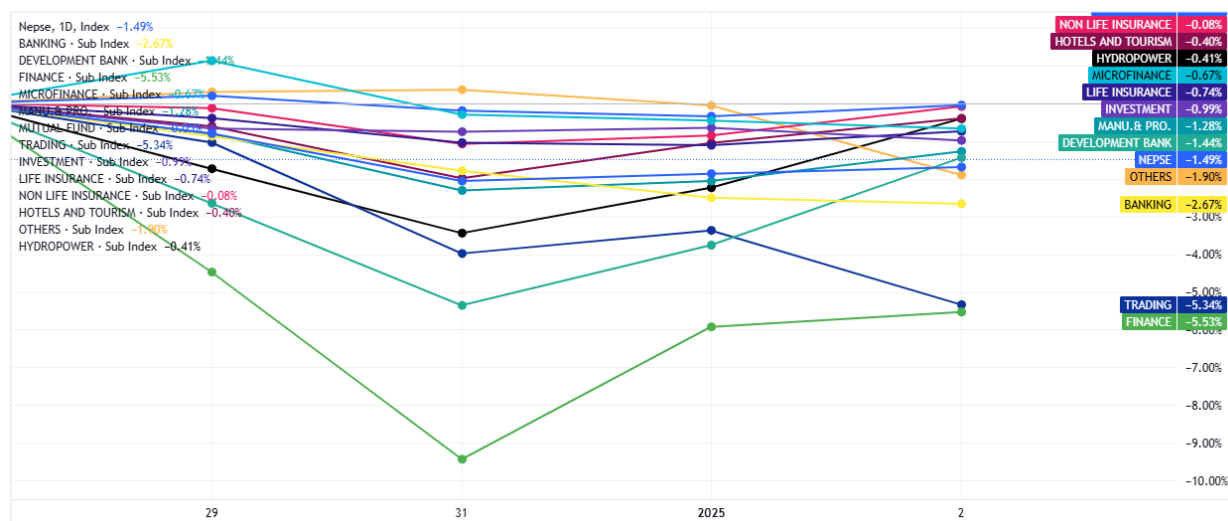


Figure 4: Daily sector movement relative to NEPSE index.

*Each dot represents the index closing point for each day of the week.

Investors Choice

In this section the stocks with the highest weekly trading volume have been showcased.

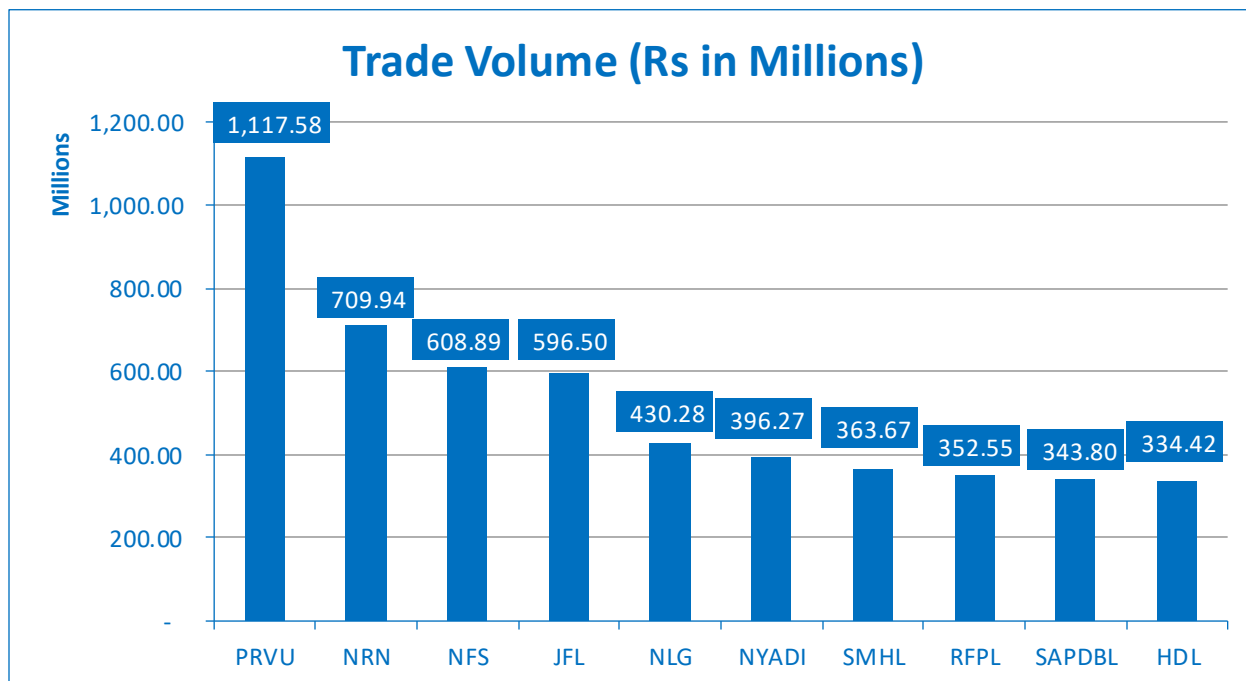


Figure 5: Top 10 Trade volume for the week.

Gainers and Losers

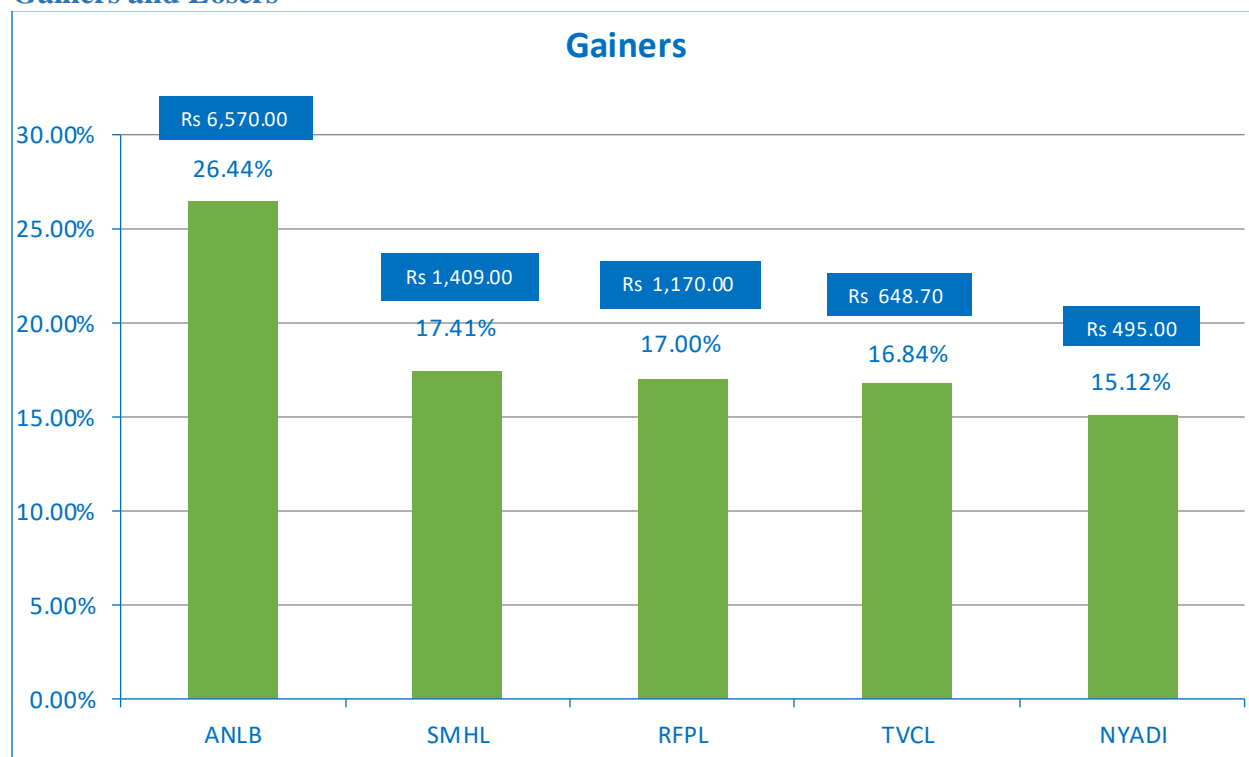


Figure 6: Top 5 Gainers for the week

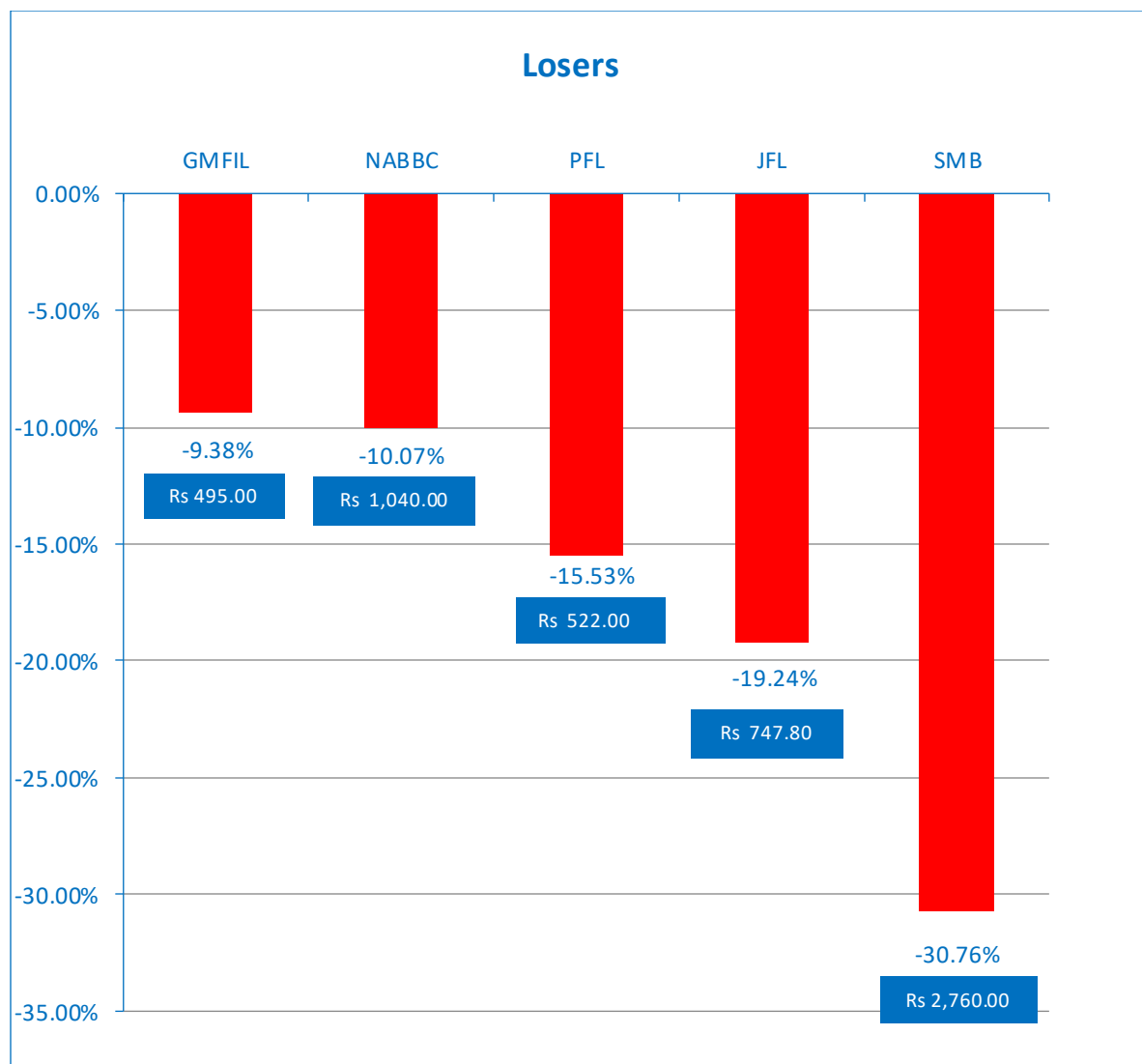


Figure 7: Top 5 Losers for the week

Technical Overview

The movement heading downwards continues. After weeks of selling, some buying has been observed as the index has reacted by making a support at the 2600 level. Yet again the index has breached lower making a lower low. Therefore, the trend is still bearish. Overall, we are still waiting for the correction to end and for a new rally to take place.

Weekly analysis



Figure 8: Weekly Time Frame Candlestick Pattern

Daily analysis



On daily graph,

The index has been and still is in a downward direction as it keeps on dipping lower making a new low time and again. The moment the short-term trend turns direction and heads upward breaking our downward trend line. We can expect the index to reach the highs of 2800s. Until then the index has a higher chance of heading towards the major support area of 2400 where we had seen the market bounce back few months earlier.

From a bullish perspective until the index does make a new low which is below the 2400s, we can't consider the long-term trend as a downtrend. The correction was expected as the market headed from the 1800s to 3000 in no time.

Here are some of the zones to watch to determine the direction of the market.

Support	Resistance
Support 1: 2540	Resistance 1: 2640
Support 2: 2500	Resistance 2: 2720
Support 3: 2440	Resistance 3: 2800

Major Rates and Ratios

Description	As on	Rate/Ratio
CD Ratio	December 31, 2024	79.01
Weighted Average Interbank Interest Rate LCY	December 31, 2024	3.00%

Weighted Average 28 days T-bill rate	December 29, 2024	2.9603%
Weighted Average 91 days T-bill rate	December 29, 2024	2.8092%
Weighted Average 182 days T-bill rate	December 29, 2024	2.8194%
Weighted Average 364 days T-bill rate	December 29, 2024	2.9487%

Average FD Rate for the month of Poush, 2081.	
Institutional	Individual
4.53%	6.02%

Upcoming Events

Date	Events
5/01/2025	2nd AGM of Hulas Infra Limited.
	Opening Day of 18,45,000 units IPO shares of Guardian Micro Life Insurance Limited to the general public.
	Book Closure Date for 13th AGM of Suryodaya Womi Laghubitta Bittiya Sanstha Limited.
	8th AGM of Overseas Nepalese Investment Company Limited.
	2nd AGM of Sunrise Securities Limited.
	31st AGM of Nepal SBI Bank Limited.
	16th AGM of Makar Jitumaya Suri Hydropower Company Limited.
	Closing Day of auction of CYC Nepal Laghubitta Bittiya Sanstha Limited for 88,183 units promoter shares.
6/01/2025	Book Closure Date for 8th AGM of Ganapati Laghubitta Bittiya Sanstha Limited.
	Book Closure Date for 30th AGM of Citizen Investment Trust.
	2nd AGM of Nagidanda Greenhills Limited.
	2nd AGM of Lost Horizon Jungle Resort Limited.
	14th AGM of Kabeli Energy Limited.
	8th AGM of Raghuganga Hydropower Limited.
	6th AGM of Upper Arun Hydro Electric Limited.
7/01/2025	4th AGM of Yambaling Hydropower Limited.
	3rd AGM of Madame Khola Hydropower Limited.
	4th AGM of Sarbottam Steel Limited.
	2nd AGM of Palun Khola Hydropower Limited.
	Opening Day of ratio 1:1 Right Share of Ngadi Group Power Limited.
	2nd AGM of Thulo Khola Hydropower Limited.

	8th AGM of Modi Jal Vidhyut Company Limited.
	3rd AGM of Laxmi Steels Limited.
	4th AGM of Jagdamba Spinning Mills Limited.
	23rd AGM of Sana Kisan Bikas Laghubitta Bittiya Sanstha Limited.
	2nd AGM of River Side Hydro Energy Limited.
	9th AGM of Sanima Middle Tamor Hydropower Limited.
8/01/2025	Book Closure date for AGM of Sabha Pokhari Hydropower Limited
	Closing Day of 18,45,000 units IPO shares of Guardian Micro Life Insurance Limited to the general public.
	9th AGM of Mountain Hydro Nepal Limited.
	24th AGM of Laxmi Sunrise Bank Limited.
	13th AGM of Hydroelectricity Investment and Development Company Limited.
	2nd AGM of Rastriya Beema Company Limited
	6th AGM of Upakar Laghubitta Bittiya Sanstha Limited.
	28th AGM of Taragaon Regency Hotels Limited.
9/01/2025	2nd AGM of Hulas Iron Industries Limited.
	Book Closure Date for AGM of Kalika Energy Limited.
	Book Closure Date for 43rd AGM of Hulas Steel Industries Limited.
	2nd AGM of Shaileshwari Power Nepal Limited.
	2nd AGM of Sajha Power Company Limited.
	1st AGM of Aero Pharmaceuticals Limited.
	AGM of Tundi power Company Limited.
	15th AGM of Liberty Energy Company Limited.
	8th AGM of Uttarganga Power Company Limited.
	13th AGM of Trishuli Jal Vidhyut Company Limited.
	18th AGM of Suryakunda Hydro Electric Limited.
	3rd AGM of Federal Reinsurance Brokers Limited.
	AGM of Asian Concreto Limited.
	29th AGM of NMB Bank Limited.
	17th AGM of Nyadi Hydropower Limited.
	18th AGM of Nepal Hydro Developer Limited.
	11th AGM of Sanima Hydropower Limited.
	11th AGM of Mathillo Mailun Khola Jalvidhyut Limited.
10/01/2025	3rd AGM of Yeti Brewery Limited.
	26th AGM of Arghakhanchi Cement Limited.
	17th AGM of Himalayan Hydropower Limited.
	AGM of Bungal Hydro Limited.
	6th AGM of Aakash Capital Limited.
	18th AGM of Union Hydropower Limited.
	48th AGM of Yak and Yeti Hotel Limited.
	10th AGM of Jalshakti Hydro Company Limited.
	3rd AGM of Himali Hydro Fund Limited.
	2nd AGM of Nepal Infrastructures Investment Fund Limited.

	3rd AGM of N.R.N. Nepal Development Fund Limited
	5th AGM of Nagarik Stock Dealer Company Limited.
	23rd and 24th AGM of Himalaya Urja Bikas Company Limited.
	6th AGM of Muktinath Krishi Company Limited.
	7th AGM of Terhathum Power Company Limited.
	13th AGM of Laxmi Laghubitta Bittiya Sanstha Limited.
	26th AGM of Nirdhan Utthan Laghubitta Bittiya Sanstha Limited.
	3rd AGM of Kabeli Hydropower Company Limited.
	3rd AGM of Classic View Resort Limited.
	3rd AGM of Shree Distillery Limited.
	13th AGM of Upper Hewakhola Hydropower Company Limited.
	9th AGM of Dhaulagiri Kalika Hydro Limited.
	6th AGM of Sarbottam Cement Limited.
	23rd AGM of Deprosc Laghubitta Bittiya Sanstha Limited.
	8th AGM of Jagdulla Hydropower Company Limited.
	46th AGM of Bottlers Nepal Limited (Balaju).
	38th AGM of Bottlers Nepal (Terai) Limited.
	9th AGM of City Hotel Limited.
	9th AGM of Upper Solu Hydro Electric Company Limited.
11/01/2025	AGM of Mahashakti Cement Limited.
	AGM of Sabha Pokhari Hydropower Limited
	4th AGM of Ghorahi Cement Industry Limited.
	5th and 6th AGM of Vision Lumbini Urja Company Limited.
	19th AGM of Miteri Development Bank Limited.
	13th AGM of Kutheli Bukhari Small Hydropower Limited.

..... End

Disclaimer: The information on this document is provided for information purpose only. It does not constitute any offer, recommendation or solicitation to any person to enter into any transaction or adopt any hedging, trading or investment strategy, nor does it constitute any prediction of likely future movement in rates or prices or any representation that any such future movements will not exceed those shown in any illustration. Users of this document should seek advice regarding the appropriateness of investing in any securities, financial instruments or investment strategies referred to on this document and should understand that statements regarding future prospects may not be realized. Opinion, Projections and estimates are subject to change without notice. Nepal Life Capital Limited will not be liable for any losses arising out of this document.