

NEPAL LIFE CAPITAL

WEEKLY

MARKET UPDATE

Week: (30/6/2024 to 4/7/2024)



Contents

Market Movement	1
Daily Turnover	2
Sub-Indices Performance	2
Daily Sector Movement	3
Investors Choice	4
Gainers and Losers.....	5
Technical Overview	7
Major Rates and Ratios.....	9
Upcoming Events	9

Market Movement

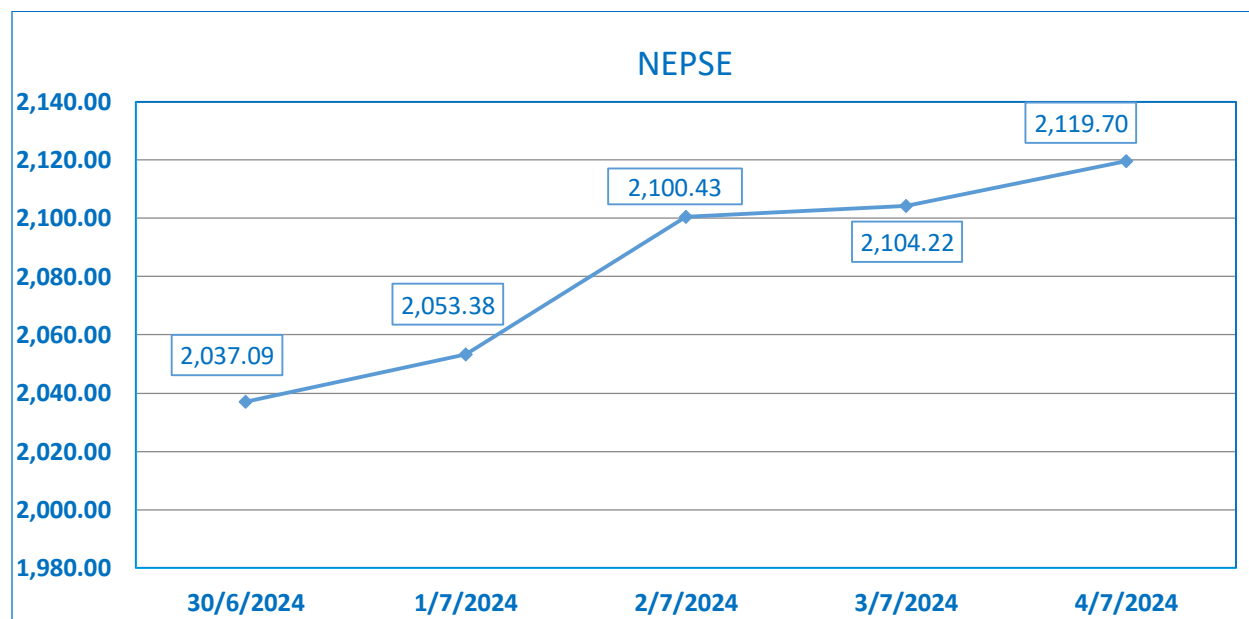


Figure 1 Market Movement for NEPSE index.

For the week of 30th June to 4th July, the NEPSE index rose by 67.78 (3.30%) to close at 2119.70. While, the average turnover has also increased to 4.550 arba (6.24%) more than the previous week.

Daily Turnover

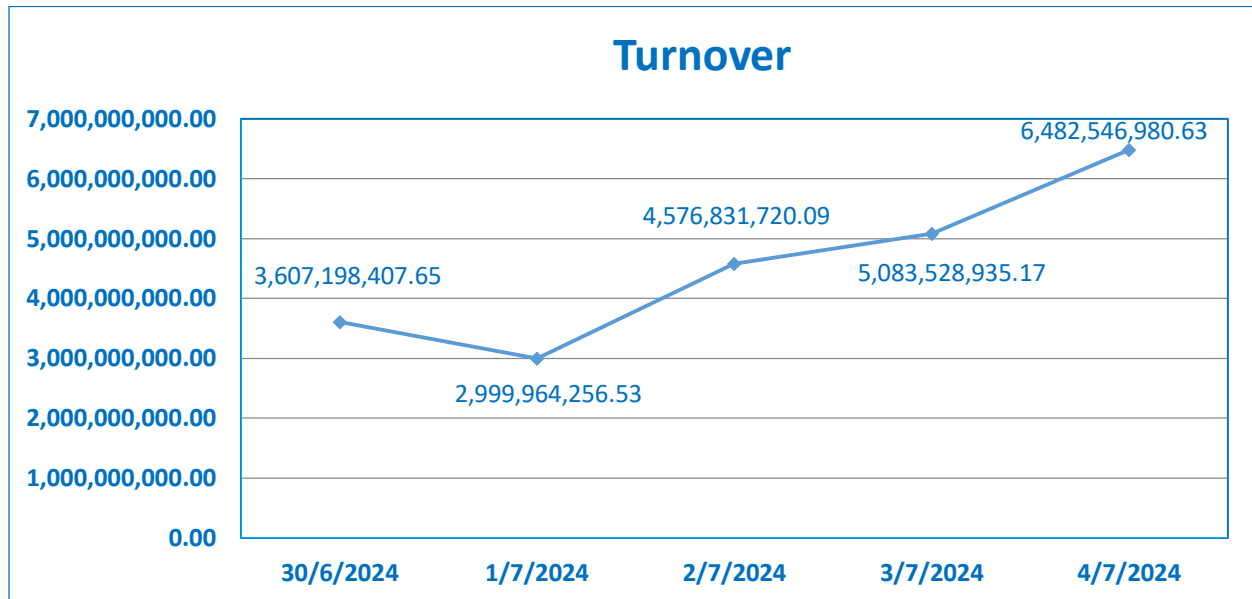


Figure 2 Turnover for NEPSE index.

Sub-Indices Performance

Indices	27th June	4th July	Return
Trading	2834.26	3112.34	9.81%
Development Bank	4029.99	4388.40	8.89%
Finance	2,423.27	2,595.59	7.11%
Banking	1,074.53	1,134.37	5.57%
Life Insurance	9,818.31	10,210.89	4.00%
Investment	75.76	78.69	3.87%
Hotels and Tourism	5,259.98	5,422.27	3.09%
Non-Life Insurance	10421.29	10734.66	3.01%
Manufacturing & Processing	6,352.33	6,470.54	1.86%
Mutual Fund	18.95	19.12	0.90%
Hydropower	2,583.31	2,605.59	0.86%
Microfinance	4,526.90	4,547.23	0.45%
Others	1,602.89	1,609.97	0.44%

This week:

A great week for the investors, all of the sub-indexes were positive. Trading, Development bank, Finance, Banking all had a great return, over 5% on a weekly basis. Detailed return has been listed in the table above.

Daily Sector Movement

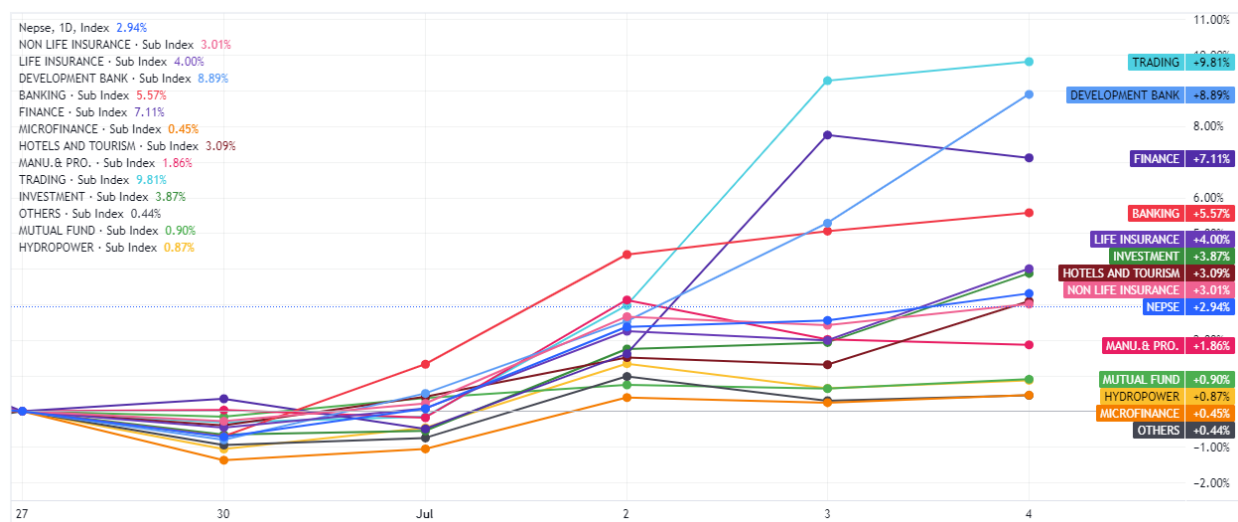


Figure 3 Daily sector movement relative to NEPSE index.

*Each dot represents the index closing point for each day of the week.

Investors Choice

In this section the stocks with the highest weekly trading volume have been showcased

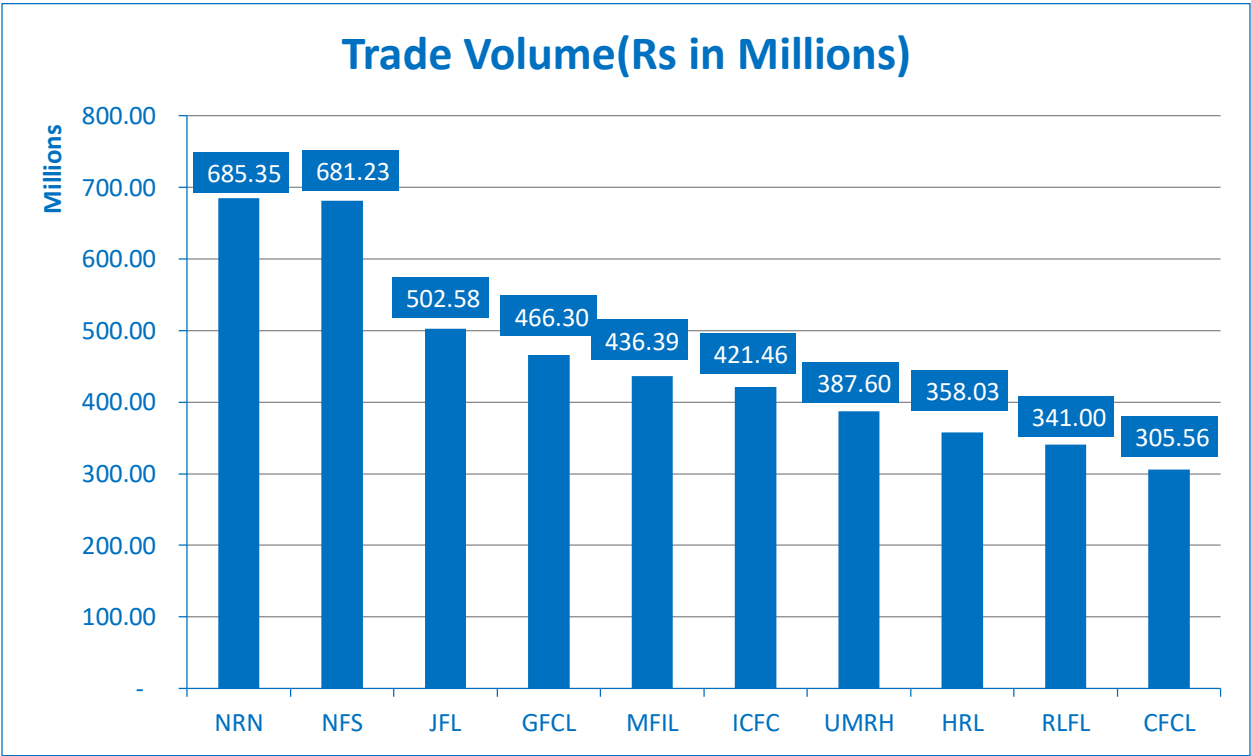
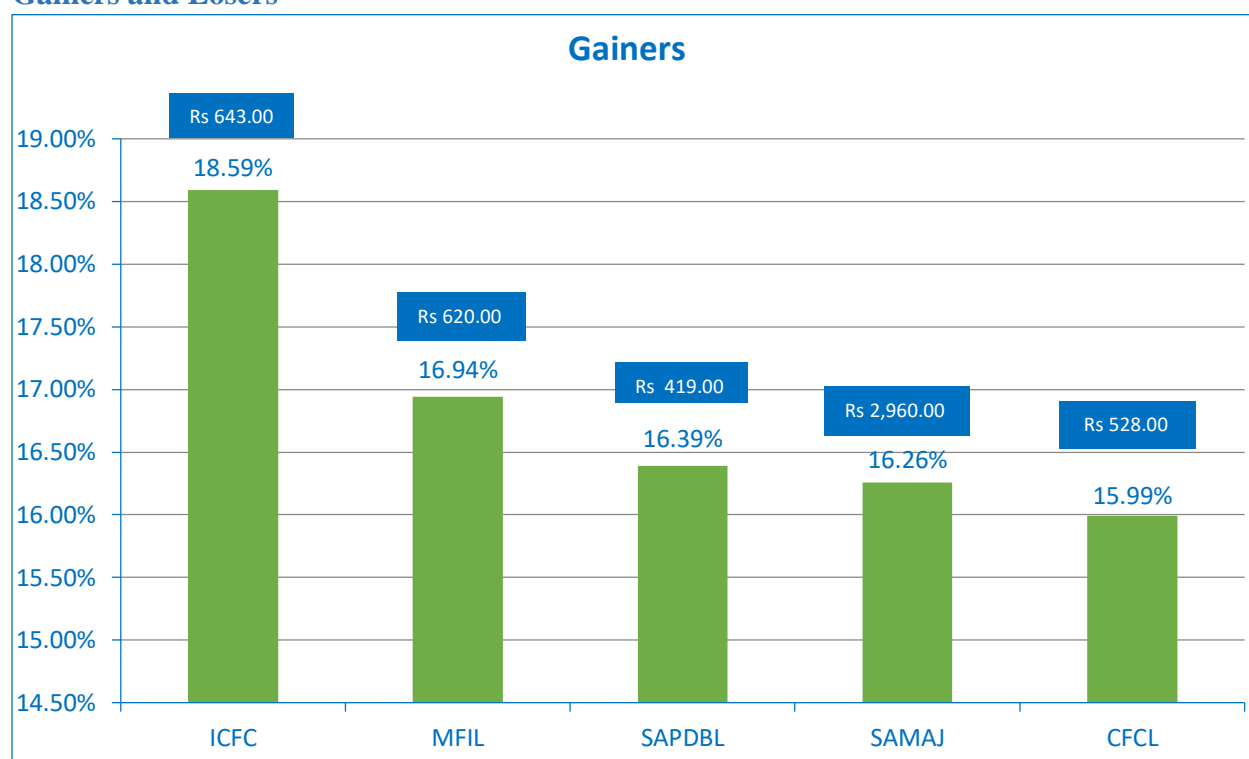


Figure 4 Top 10 Trade volume for the week.

Gainers and Losers



Top 5 Gainers and losers for the week



Technical Overview

A great week for the buyers. The market rallies with a great momentum right from the golden retracement area. The movement was triggered by political changes in the nation. Fortunately the market has taken it as a good news. Technically too, we needed these sentiments in the market. These moves drives the market by force and hopefully set a new price direction for the index.

On our weekly NEPSE graph. We can observe the green arrows representing the range of the market shifting higher and higher. Our major resistance of 2250 shall no longer be a major problem for the market as we expect a higher movement in the upcoming weeks.

Weekly analysis



Figure 5 Weekly Time Frame Candlestick Pattern

Daily analysis



On daily graph,

A stiff price movement was recorded this week. As on Tuesday, the index was close to halting for another 6 percent rise with in a single day. The trading day however closed above 3% on that day, which had a continuation movement on the remaining days of the week. Once the 2150 and above zone get breached. The price movement shall suggest the index in a bullish movement in a longer perspective.

Here are some of the zones to watch to determine the direction of the market.

Support	Resistance
S1 – 2090	R1 – 2140-2150
S2 – 2040	R2 – 2250
S3 - 2000	

Major Rates and Ratios

Description	As on	Rate/Ratio
CD Ratio	June 30, 2024	79.18%
Weighted Average Interbank Interest Rate LCY	June 30, 2024	3.00%
Weighted Average 28 days T-bill rate	July 2, 2024	2.9851%
Weighted Average 91 days T-bill rate	July 2, 2024	3.0028 %
Weighted Average 182 days T-bill rate	July 2, 2024	3.0370 %
Weighted Average 364 days T-bill rate	July 2, 2024	3.1925%

Average FD Rate for the month of Ashad 2080	
Institutional	Individual
5.67%	6.88%

Upcoming Events

Date	Event
7/7/2024	Closing Day of auction of NMB Bank Limited for 22,727 units promoter shares.
	Closing Day of auction of SuryaJyoti Life Insurance Company Limited for 3,00,000 units promoter shares.
	5th AGM of Chirkhwa Hydro Power Limited.
8/7/2024	No event!
9/7/2024	Closing Day of auction of Nepal Clearing House Limited for 31,600 units promoter shares.
	Opening Day of ratio 1:0.6024 Right Share of Middle Modi Hydropower Limited.
	Closing Day of ratio 1:0.50 Right Share of Nepal Life Capital Limited.
10/7/2024	12th AGM of Upper Hewakhola Hydropower Company Limited.
11/7/2024	Opening Day of 1,15,596 units of Reliance Spinning Mills Limited to the Foreign Nepalese Immigrants.
12/7/2024	No event!
13/7/2024	5th, 6th & 7th AGM of Sindhu Jwala Hydropower Limited.
	18th AGM of Excel Development Bank Limited.

..... End

Disclaimer: The information on this document is provided for information purpose only. It does not constitute any offer, recommendation or solicitation to any person to enter into any transaction or adopt any hedging, trading or investment strategy, nor does it constitute any prediction of likely future movement in rates or prices or any representation that any such future movements will not exceed those shown in any illustration. Users of this document should seek advice regarding the appropriateness of investing in any securities, financial instruments or investment strategies referred to on this document and should understand that statements regarding future prospects may not be realized. Opinion, Projections and estimates are subject to change without notice. Nepal Life Capital Limited will not be liable for any losses arising out of this document.