

NEPAL LIFE CAPITAL

WEEKLY

MARKET UPDATE

Week: (5/5/2024 to 9/5/2024)



Contents

Market Movement	1
Daily Turnover	2
Sub-Indices Performance	2
Daily Sector Movement	3
Investors Choice	4
Gainers and Losers.....	5
Technical Overview	7
Major Rates and Ratios.....	9
Upcoming Events.....	9

Market Movement

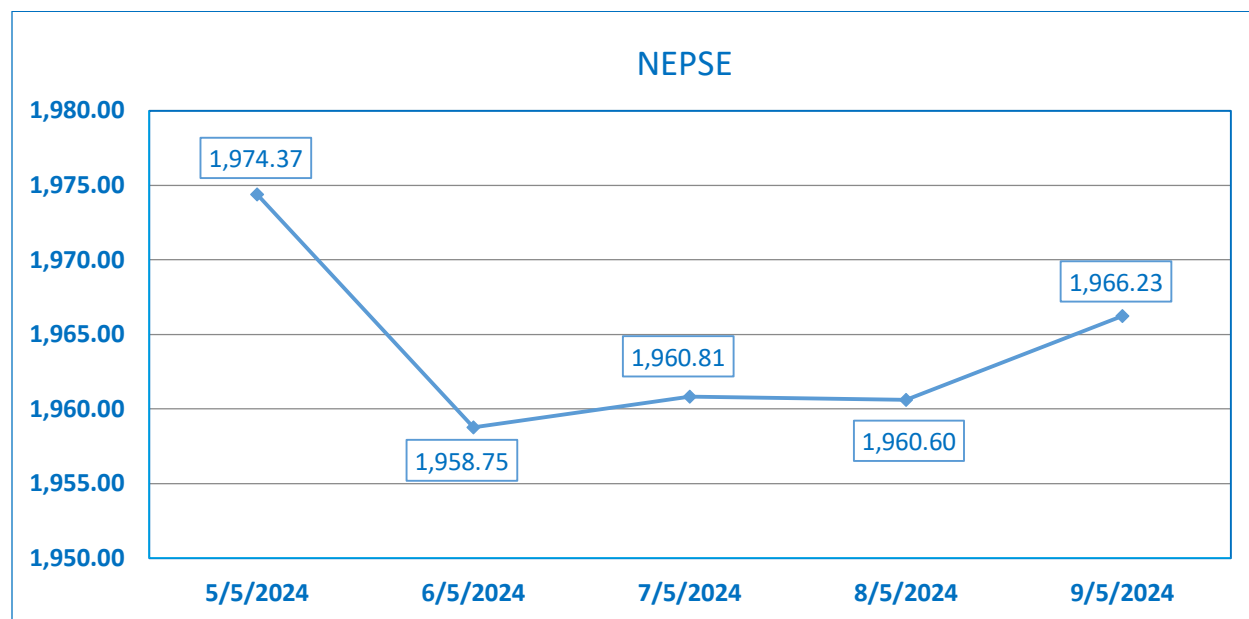


Figure 1 Market Movement for NEPSE index

For the week of 5th May to 9th May, NEPSE index had dropped by -32.73 points (-1.64%). The index closed at 1966.23 with the average turnover standing at 2.899 arba, decreasing by -20.44% from the last week.

Daily Turnover

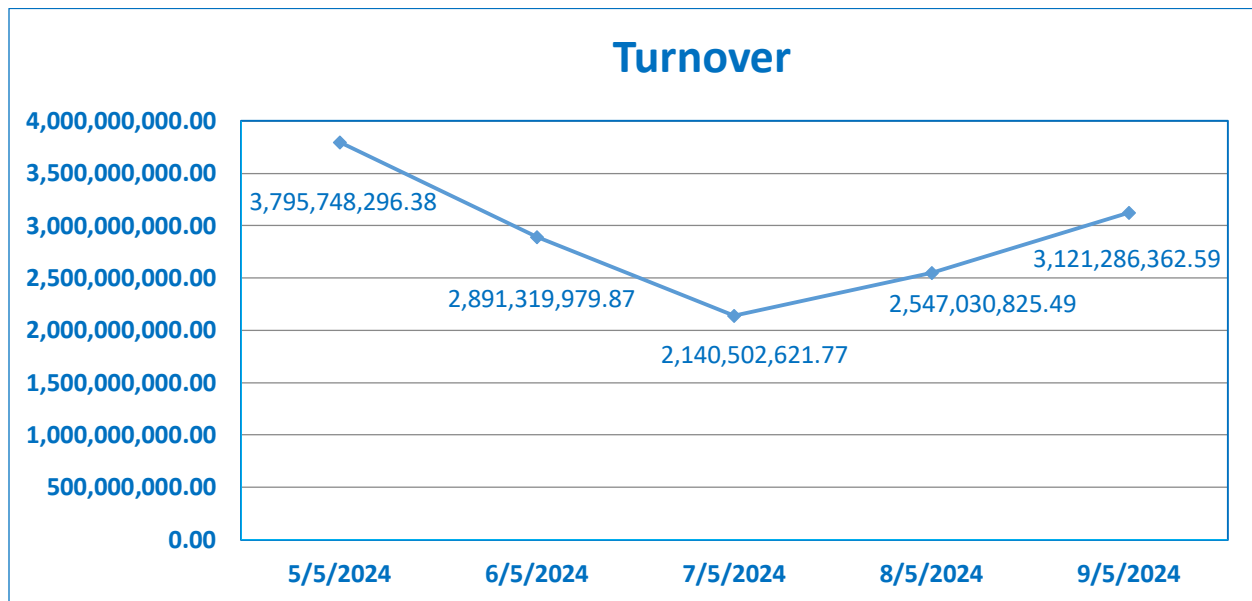


Figure 2 Turnover for NEPSE index

Sub-Indices Performance

Indices	2th May	9th May	Return
Hotels and Tourism	5041.66	5264.14	4.41%
Microfinance	4,170.76	4,278.77	2.59%
Mutual Fund	18.15	18.09	-0.33%
Non-Life Insurance	10,404.02	10,286.06	-1.13%
Finance	2,188.73	2,159.56	-1.33%
Development Bank	4,110.51	4,048.69	-1.50%
Banking	1,036.19	1,019.54	-1.61%
Trading	2,731.60	2,673.13	-2.14%
Hydropower	2,406.23	2,352.07	-2.25%
Investment	74.63	72.63	-2.68%
Others	1628.23	1580.67	-2.92%
Life Insurance	10,082.20	9,750.86	-3.29%
Manufacturing & Processing	6,545.82	6,259.56	-4.37%

This week, “Hotel and Tourism” and “Microfinance” performed well, giving a positive return of 4.41% and 2.59%. While rest of the sectors had a negative week, with “Manufacturing & processing” and “Life insurance” losing the most in value of 4.37% and 3.29% respectively.

Daily Sector Movement

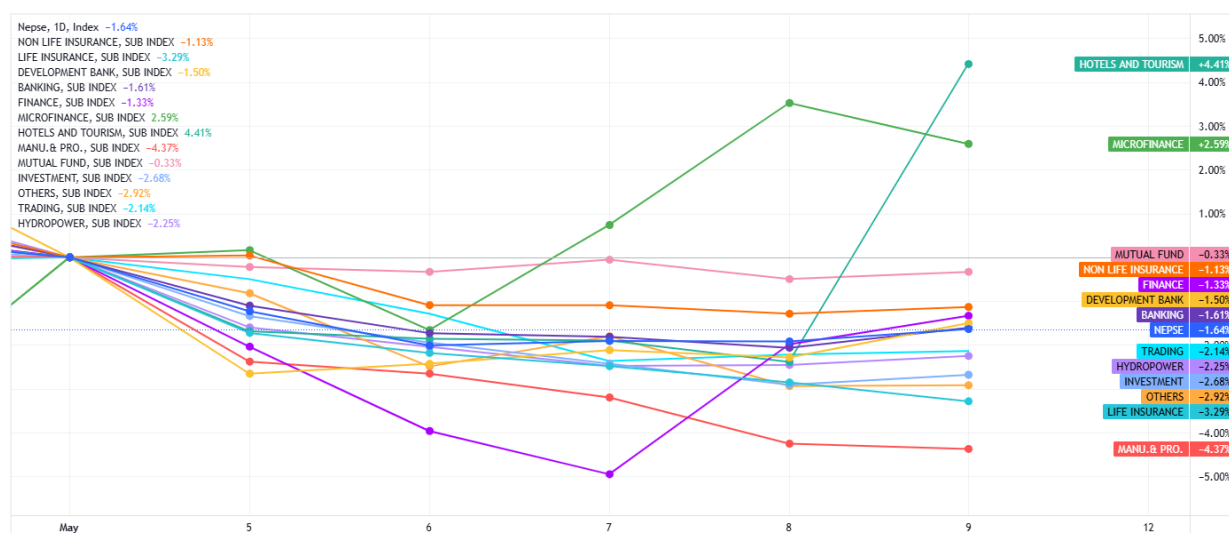


Figure 3 Daily sector movement relatively to NEPSE index

*Each dot represents the index closing point for each day of the week.

Investors Choice

In this section the stocks with the highest weekly trading volume have been showcased

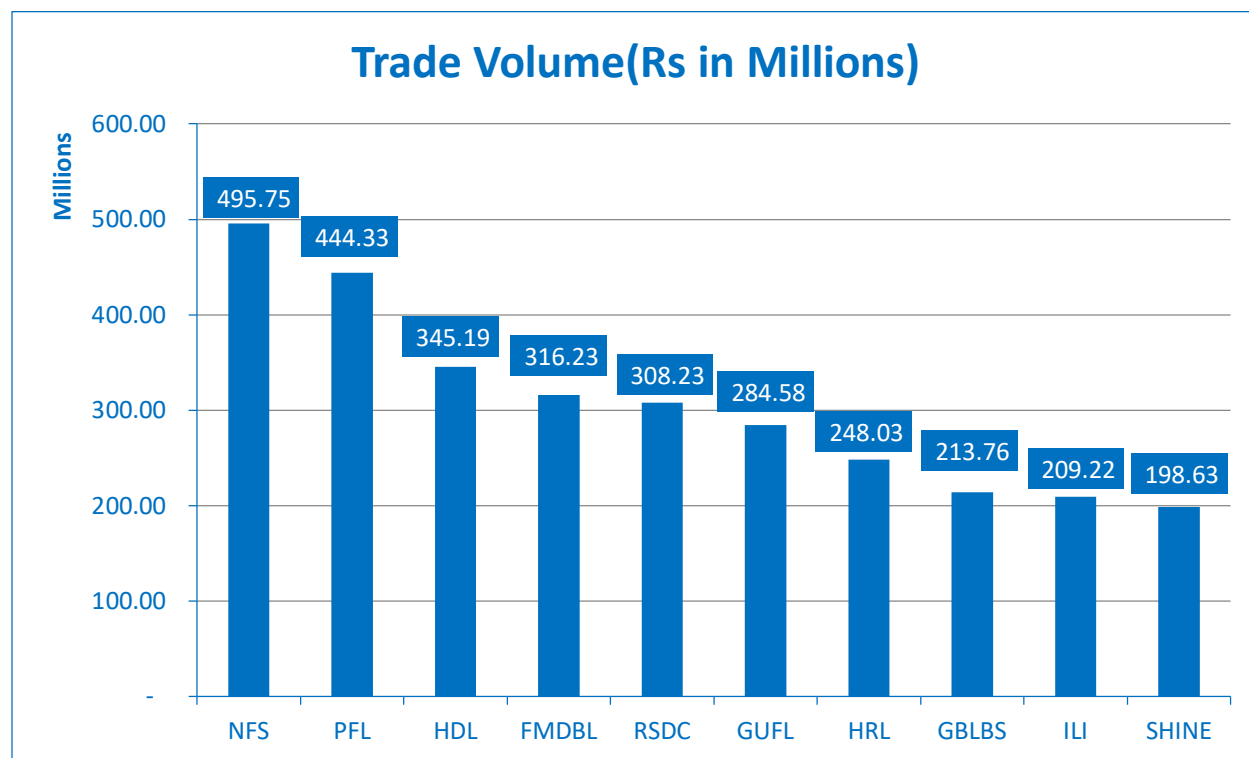
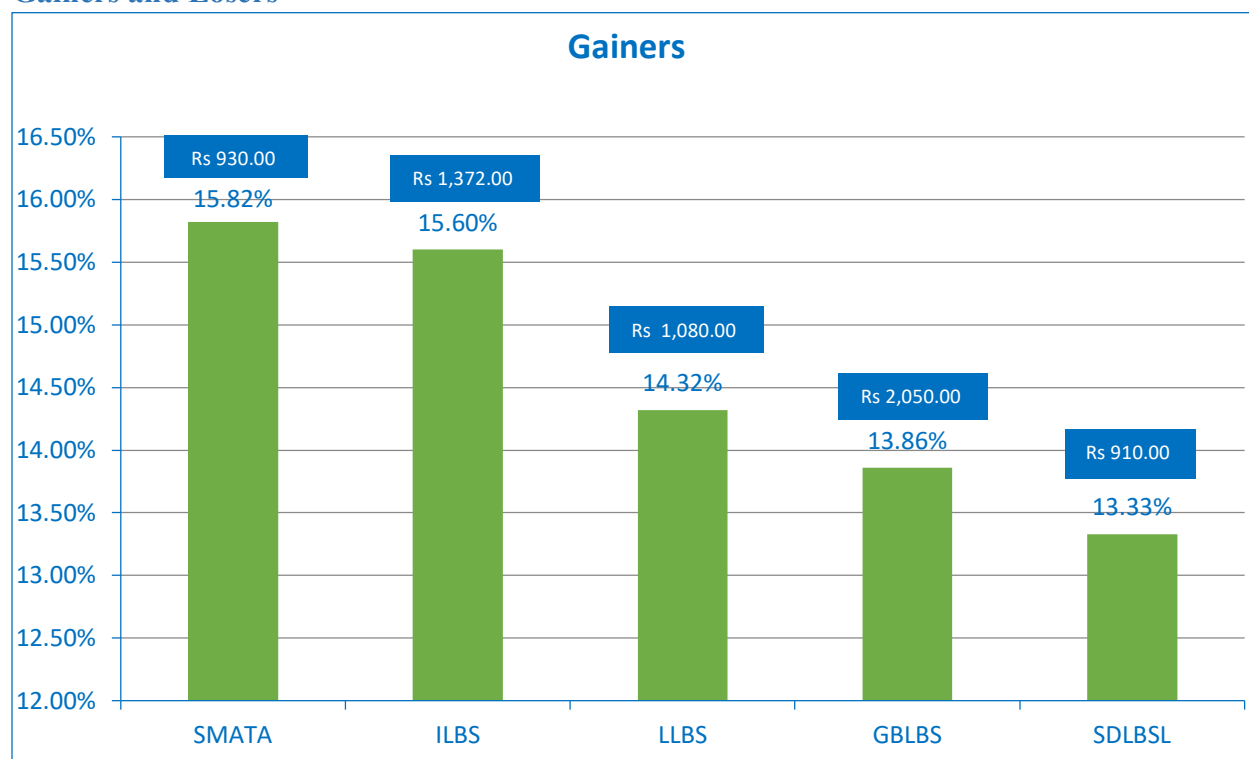
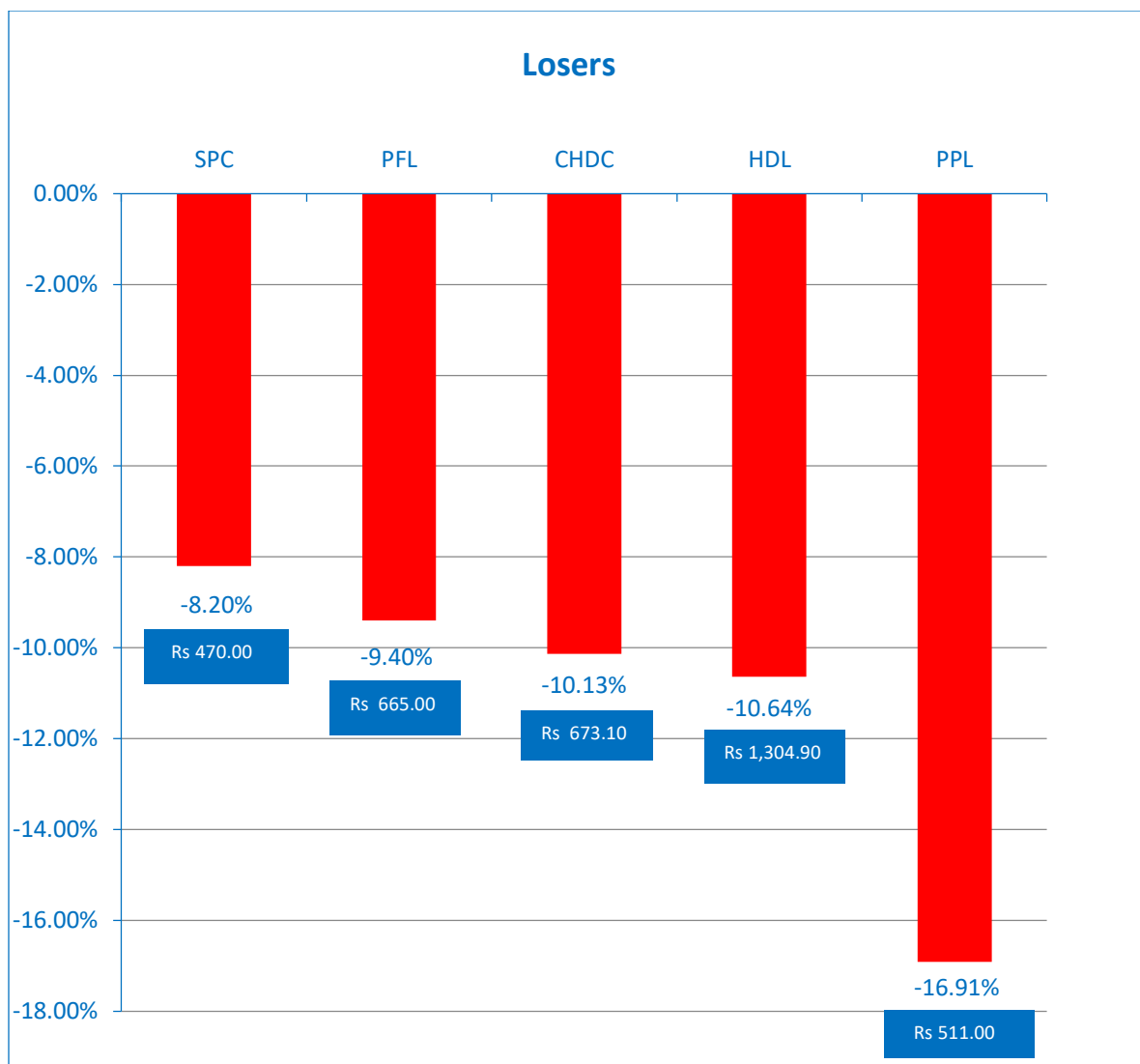


Figure 4 Top 10 Trade volume for the week

Gainers and Losers



Top 5 Gainers and losers for the week



Technical Overview

For the week of May 5th – May 9th yet again we are able to see selling pressure taking over the market. NEPSE index drops back to the same point along with a similar volume to last week.

Looking at the chart, we can tell the 0.6 area marking the 1970 has been playing a crucial role to hold NEPSE, yet the index hasn't either been able to bounce back from this zone making it harder for all the investors to take a side for the market's future direction. The market has only been able to give slight, upward movement, until the bears are back in control. Drawing the market back to the 0.6 area time and again.

Weekly analysis



Figure 5 Weekly Time Frame Candlestick Pattern

Daily analysis



On daily graph,

We did see a rise in volume at the edge of the parallel line expecting the index to reach new highs, but the very next trading days we see heavy selling pressure along with good significant volume, ultimately pushing the index back inside the parallel channel.

Here are some of the zones to watch to determine the direction of the market.

Support	Resistance
S1 –1960-1970	R1 – 2035 - 2040
S2 – 1900-1925	R2 – 2080
S3 – 1860	R3 – 2120

Major Rates and Ratios

Description	As on	Rate/Ratio
CD Ratio	May 7, 2024	80.51%
Weighted Average Interbank Interest Rate LCY	May 7, 2024	2.56%
Weighted Average 28 days T-bill rate	May 7, 2024	2.8715%
Weighted Average 91 days T-bill rate	April 30, 2024	2.9236%
Weighted Average 182 days T-bill rate	May 7, 2024	3.0535%
Weighted Average 364 days T-bill rate	May 7, 2024	3.2176%

Average FD Rate for the month of baishakh 2080	
Institutional	Individual
5.87%	7.07%

Upcoming Events

Date	Event
12/5/2024	SGM of Upper Balephi Hydropower Limited.
13/5/2024	AGM of CEDB Hydropower Development Company Limited.
14/5/2024	Book Closure Date for 7th AGM of Kriti Venture Fund Limited.
	1st and 2nd AGM of Himalayan Securities Limited.
	Closing Day of auction of Sagarmatha Lumbini Insurance Company Limited for 1,14,612 units promoter shares.
15/5/2024	13th and 14th AGM of Energy Engineering Limited.
16/5/2024	Closing Day of auction of Nepal Finance Limited for 10,94,471.187 units promoter right shares.
	Closing Day of auction of Siddhartha Premier Insurance Limited for 5,90,187 units promoter shares.
17/5/2024	SGM of Nepal Insurance Company Limited.
	SGM of Nepal Solar Farm Limited.
18/5/2024	No event!

.....End.....

Disclaimer: The information on this document is provided for information purpose only. It does not constitute any offer, recommendation or solicitation to any person to enter into any transaction or adopt any hedging, trading or investment strategy, nor does it constitute any prediction of likely future movement in rates or prices or any representation that any such future movements will not exceed those shown in any illustration. Users of this document should seek advice regarding the appropriateness of investing in any securities, financial instruments or investment strategies referred to on this document and should understand that statements regarding future prospects may not be realized. Opinion, Projections and estimates are subject to change without notice. Nepal Life Capital Limited will not be liable for any losses arising out of this document.