

NEPAL LIFE CAPITAL

WEEKLY

MARKET UPDATE

Week: (8/9/2024 to 13/9/2024)



Contents

Market Movement	1
Daily Turnover	2
Sub-Indices Performance	2
Daily Sector Movement	3
Investors Choice	4
Gainers and Losers	5
Technical Overview	7
Major Rates and Ratios	9
Upcoming Events	9

Market Movement

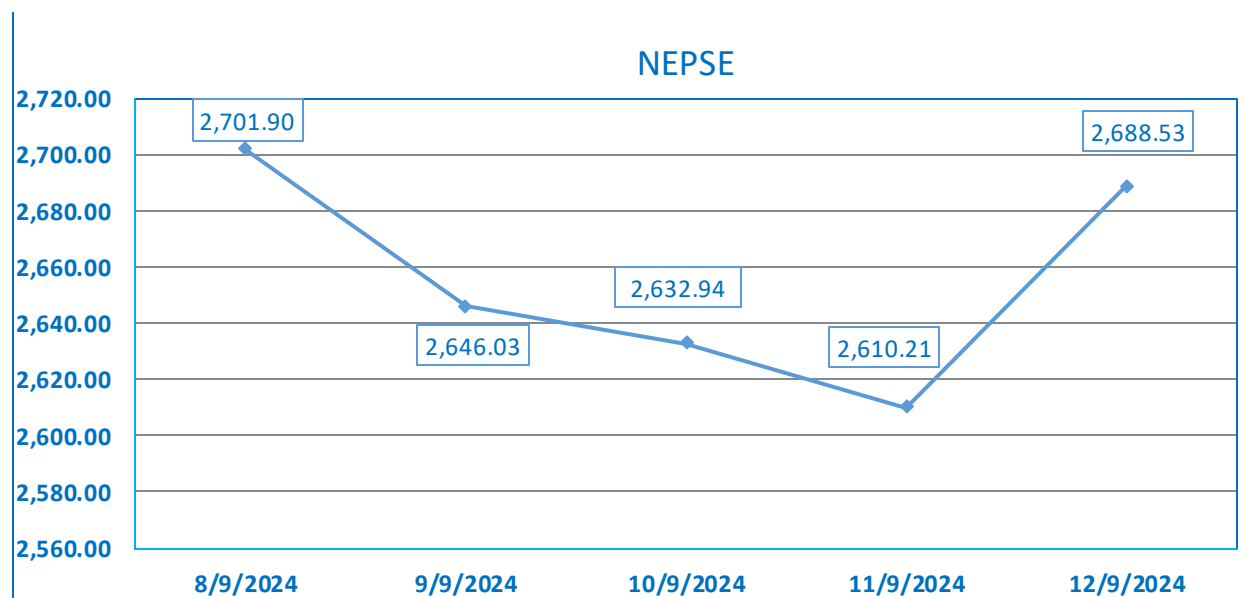


Figure 1 Market Movement for NEPSE index.

For the week of 8th September to 12th September, the NEPSE index dropped by -38.83 points (-1.42%) to close at 2,688.53. The average turnover has also decreased to 8.36 arba (-30.03%) less than the previous week.

Daily Turnover

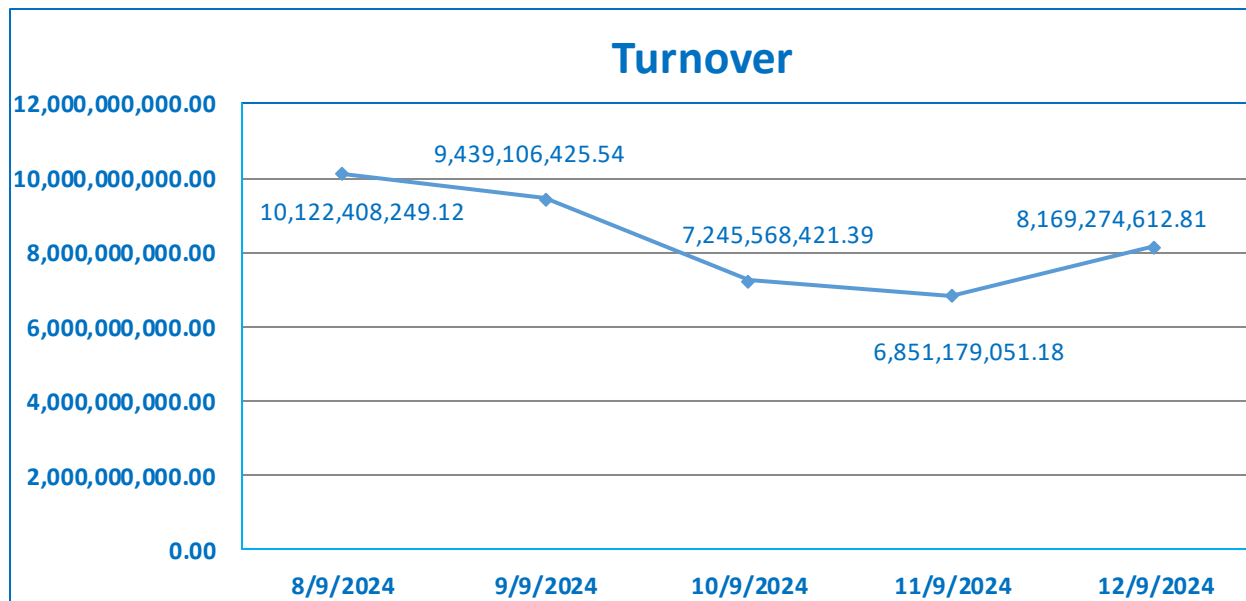


Figure 2 Turnover for NEPSE index.

Sub-Indices Performance

Indices	5th September	12th September	Return
Investment	109.91	111.05	1.04%
Trading	3,759.43	3,758.63	-0.02%
Manufacturing & Processing	7,179.87	7,155.34	-0.34%
Others	2079.70	2072.53	-0.34%
Hydropower	3,338.17	3,320.33	-0.53%
Finance	3,443.86	3,416.16	-0.80%
Microfinance	5,212.40	5,158.59	-1.03%
Mutual Fund	21.90	21.56	-1.55%
Non-Life Insurance	13,768.42	13,474.44	-2.14%
Banking	1,523.94	1,488.69	-2.31%
Hotels and Tourism	6995.60	6827.29	-2.41%
Development Bank	5,538.25	5,371.47	-3.01%
Life Insurance	13,596.61	13,169.99	-3.14%

This week:

Yet another week where the index has dropped its value. Life insurance and Development bank faced the most amount of correction while only Investment sector performed well this week. The rest of the weekly return has been listed above.

Daily Sector Movement

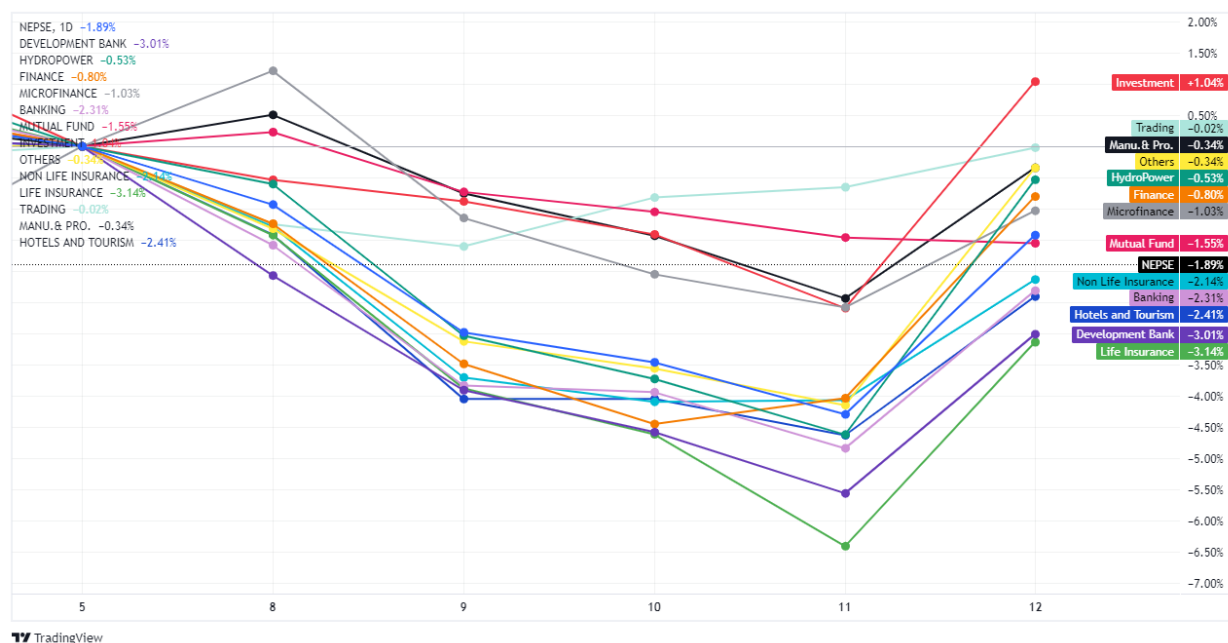


Figure 3 Daily sector movement relative to NEPSE index.

*Each dot represents the index closing point for each day of the week.

Investors Choice

In this section the stocks with the highest weekly trading volume have been showcased

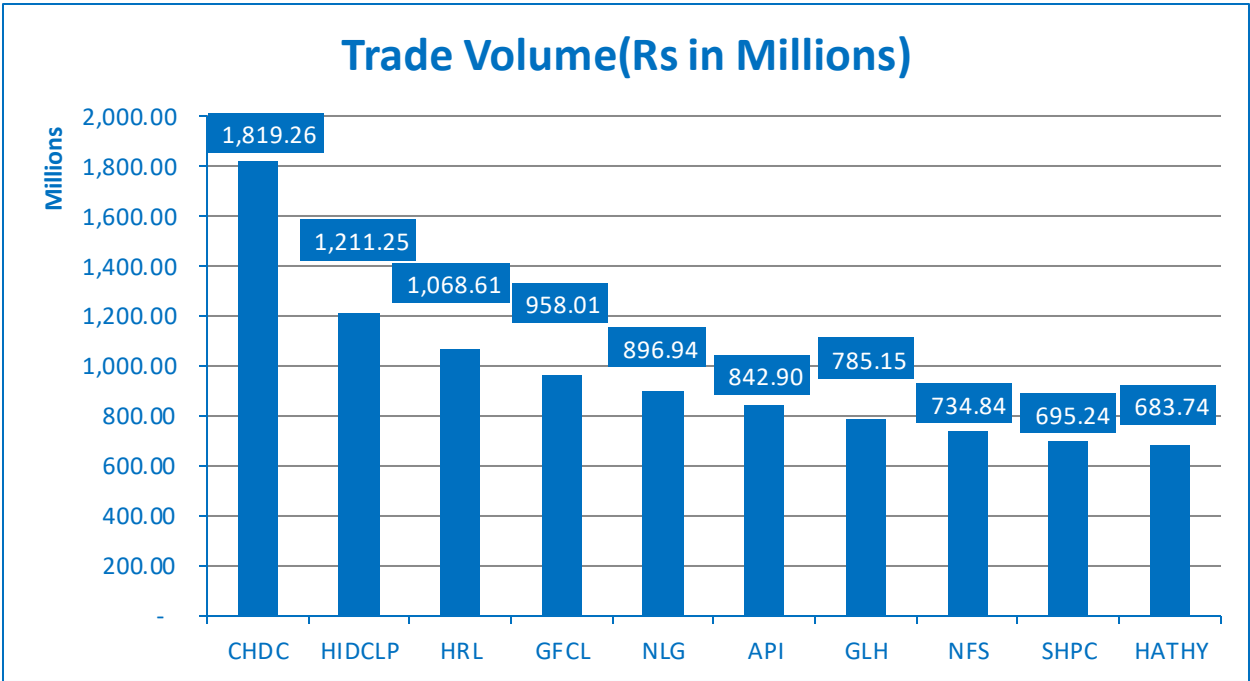
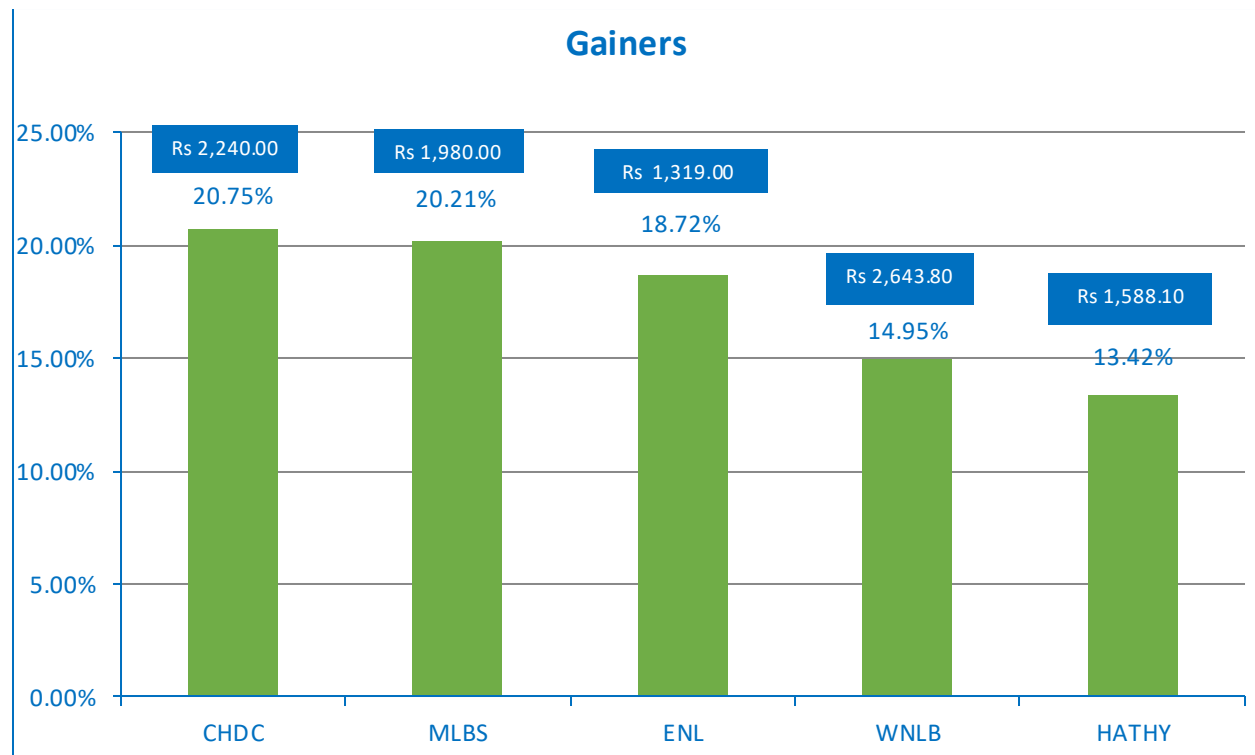
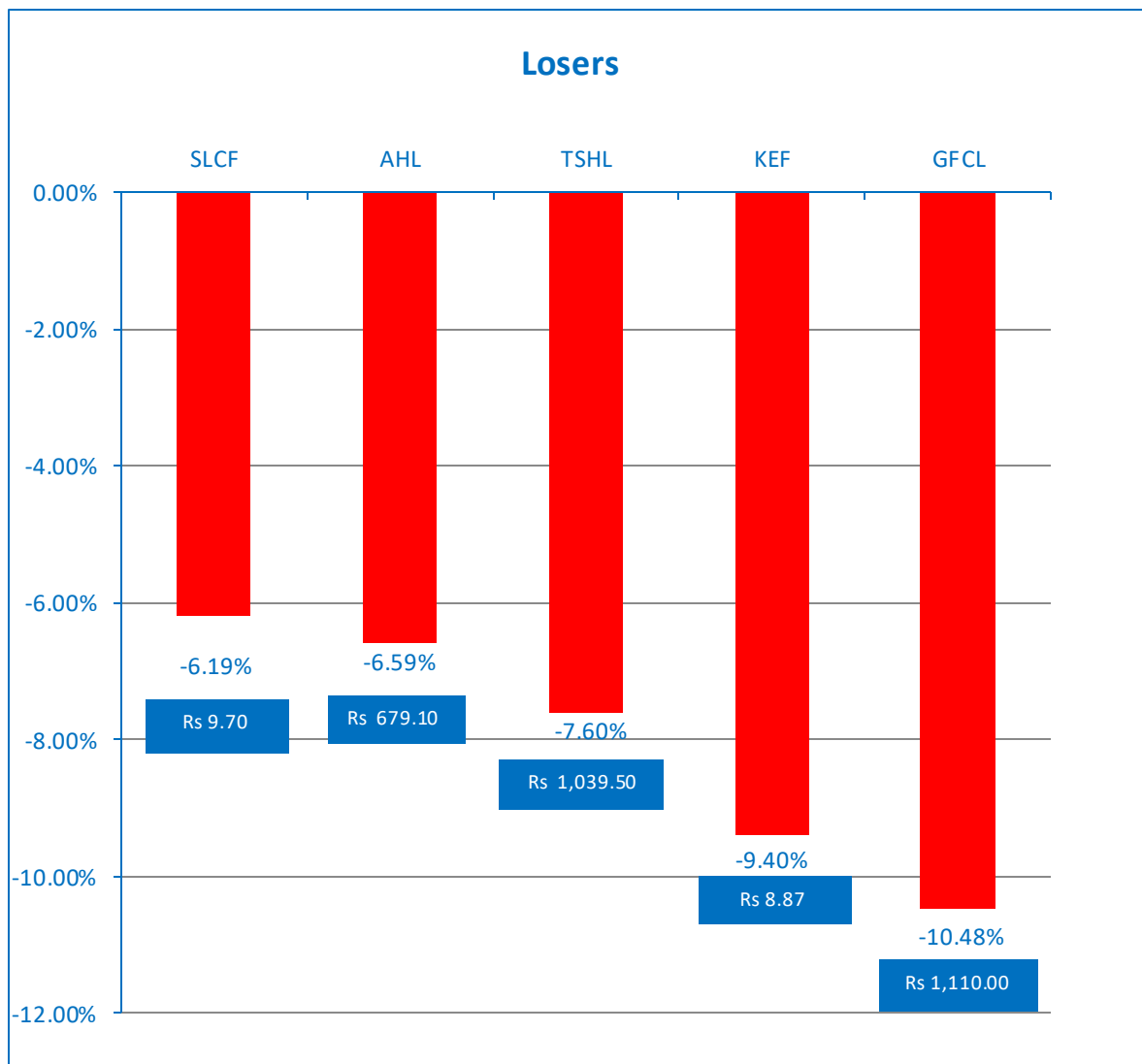


Figure 4 Top 10 Trade volume for the week.

Gainers and Losers



Top 5 Gainers and losers for the week



Technical Overview

The correction seems to continue, as the market gets closer to Dashain-Tihar, the market seems to react with slow movement towards the support zones. This time too, the market hasn't made any exception. However, the long-term trend suggests we have recently broken out of a sideways market into a bullish trend. This fall is to be considered as a buying opportunity for the investors as sooner or later we will be testing the ATH again for better confirmation of the uptrend.

Weekly analysis



Figure 5 Weekly Time Frame Candlestick Pattern

Daily analysis



On daily graph,

On a daily spectrum. More of our minor supports have been violated; However, the market did react to the 2620-2640 zone. From a technical perspective we are still in a corrective wave and is expected to test 2512 before the uptrend. The upcoming upwards move could also be another selling opportunity for people who want to cash out before the festive session. While it shall be another buying opportunity for others. If the index does breach the 2620s area, we could potentially be heading towards the lower regions until Dashain Tihar.

Here are some of the zones to watch to determine the direction of the market.

Support	Resistance
Support 1: 2680	Resistance 1: 2760
Support 2: 2640	Resistance 2: 2820
Support 3: 2500	Resistance 3: 2900

Major Rates and Ratios

Description	As on	Rate/Ratio
CD Ratio	September 10, 2024	78.90
Weighted Average Interbank Interest Rate LCY	September 10, 2024	3.00%
Weighted Average 28 days T-bill rate	September 9, 2024	2.9590%
Weighted Average 91 days T-bill rate	September 9, 2024	2.9033%
Weighted Average 182 days T-bill rate	September 3, 2024	2.9923%
Weighted Average 364 days T-bill rate	September 3, 2024	3.0298%

Average FD Rate for the month of Bhadra 2080	
Institutional	Individual
5.25%	6.49%

Upcoming Events

Date	Event
15/9/2024	No Events!
16/9/2024	Book Closure Date for 13th AGM of Mandu Hydropower Limited.
	Book Closure for RBB Mutual Fund 1 and RBB Mutual Fund 2
	Book Closure Date for 11th AGM of Ngadi Group Power Limited.
17/9/2024	No Events!
18/9/2024	Closing Day of auction of Kamana Sewa Bikas Bank Limited for 35,534 units promoter shares.
	Book Closure Date for 24th AGM of Bhagawati Hydropower Development Company.
	Book Closure Date for 21st AGM of Barun Hydropower Company Limited.
	Book Closure Date for 14th and 15th AGM of Molung Hydropower Company Limited.
	Closing Day of auction of Nepal Insurance Company Limited for 66,566 units promoter shares.
19/9/2024	6th AGM of Kumari Capital Limited.
	AGM of Ghaughar Ujyalo Sana Hydropower Company Limited.
	AGM of Gorakshya Hydropower Limited.
20/9/2024	Book Closure Date for 33rd AGM of Nepal Lube Oil Limited.
	Book Closure Date for 8th AGM of Upper Syange Hydropower Limited.
21/9/2024	SGM of Aadishakti Investment Company Limited.

..... End.....

Disclaimer: The information on this document is provided for information purpose only. It does not constitute any offer, recommendation or solicitation to any person to enter into any transaction or adopt any hedging, trading or investment strategy, nor does it constitute any prediction of likely future movement in rates or prices or any representation that any such future movements will not exceed those shown in any illustration. Users of this document should seek advice regarding the appropriateness of investing in any securities, financial instruments or investment strategies referred to on this document and should understand that statements regarding future prospects may not be realized. Opinion, Projections and estimates are subject to change without notice. Nepal Life Capital Limited will not be liable for any losses arising out of this document.