

# NEPAL LIFE CAPITAL

## WEEKLY

## MARKET UPDATE

Week: (23/6/2024 to 27/6/2024)



## **Contents**

<b>Market Movement .....</b>	<b>1</b>
<b>Daily Turnover .....</b>	<b>2</b>
<b>Sub-Indices Performance .....</b>	<b>2</b>
<b>Daily Sector Movement .....</b>	<b>3</b>
<b>Investors Choice .....</b>	<b>4</b>
<b>Gainers and Losers.....</b>	<b>5</b>
<b>Technical Overview .....</b>	<b>7</b>
<b>Major Rates and Ratios.....</b>	<b>9</b>
<b>Upcoming Events.....</b>	<b>9</b>

## Market Movement

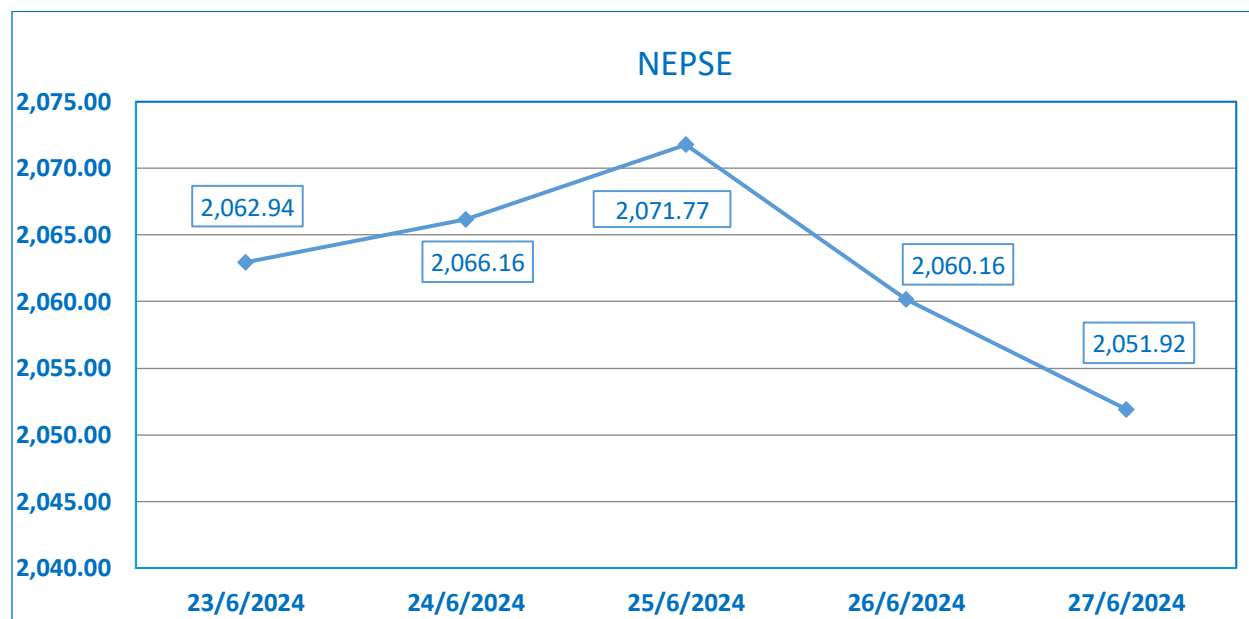


Figure 1 Market Movement for NEPSE index.

For the week of 23<sup>rd</sup> June to 27<sup>th</sup> June, the NEPSE index dropped by -16.39 (-0.79%) to close at 2051.92. However, the average turnover has increased to 4.282 arba (1.95%) more than the previous week.

## Daily Turnover

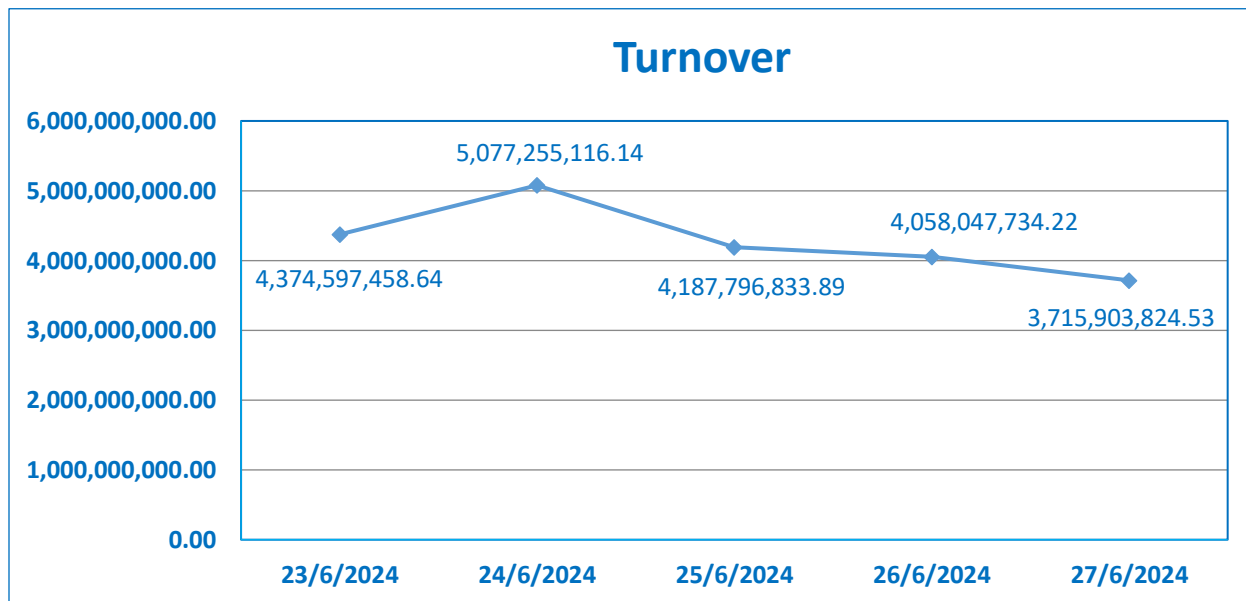


Figure 2 Turnover for NEPSE index.

## Sub-Indices Performance

Indices	20th June	27th June	Return
Finance	2,340.76	2,423.27	3.52%
Mutual Fund	18.80	18.95	0.80%
Others	1,592.86	1,602.89	0.63%
Development Bank	4017.99	4029.99	0.30%
Hydropower	2,576.74	2,583.31	0.25%
Investment	76.00	75.76	-0.32%
Microfinance	4,572.09	4,526.90	-0.99%
Hotels and Tourism	5,313.26	5,259.98	-1.00%
Trading	2866.47	2834.26	-1.12%
Non-Life Insurance	10574.82	10421.29	-1.45%
Manufacturing & Processing	6,457.40	6,352.33	-1.63%
Life Insurance	9,996.89	9,818.31	-1.79%
Banking	1,094.23	1,074.53	-1.80%

This week:

The finance sub index had a positive return of 3.52%, while the rest of the sectors were had a low volatile week. The Banking, Life insurance, Manufacturing & processing, non-life insurance all had a negative return of -1.80%, -1.79%, -1.63%, -1.45% respectively.

### Daily Sector Movement

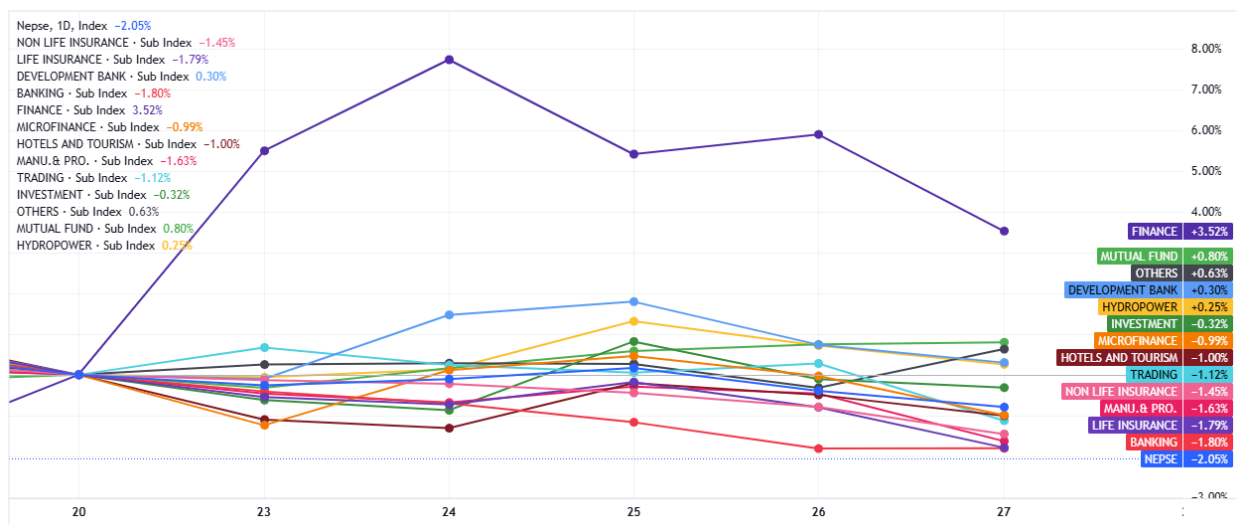


Figure 3 Daily sector movement relative to NEPSE index.

\*Each dot represents the index closing point for each day of the week.

## Investors Choice

In this section the stocks with the highest weekly trading volume have been showcased

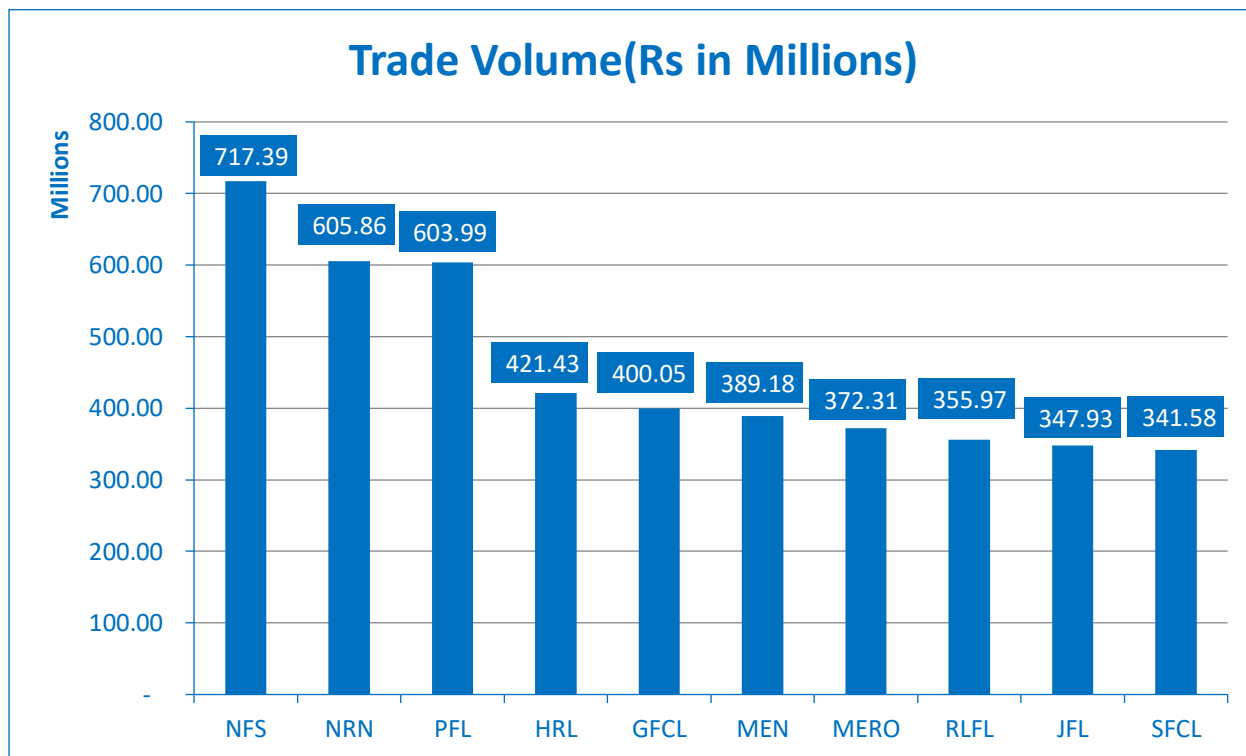
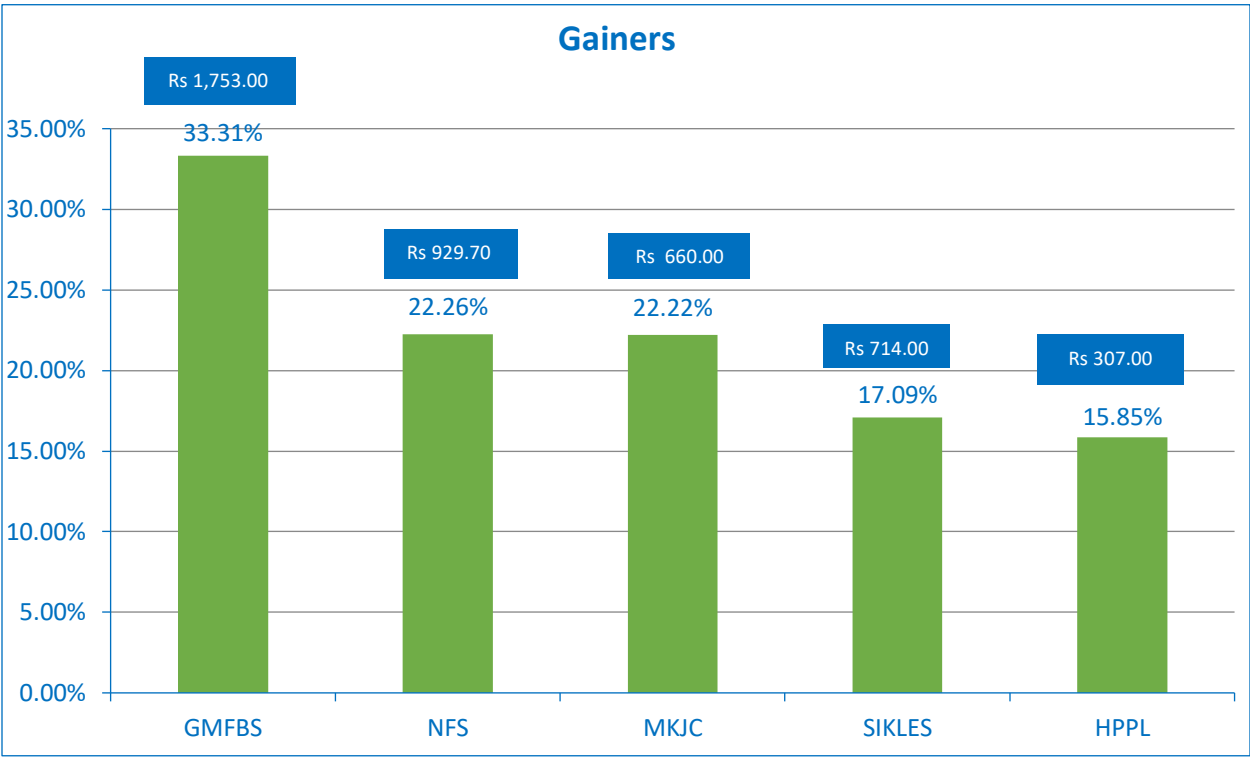
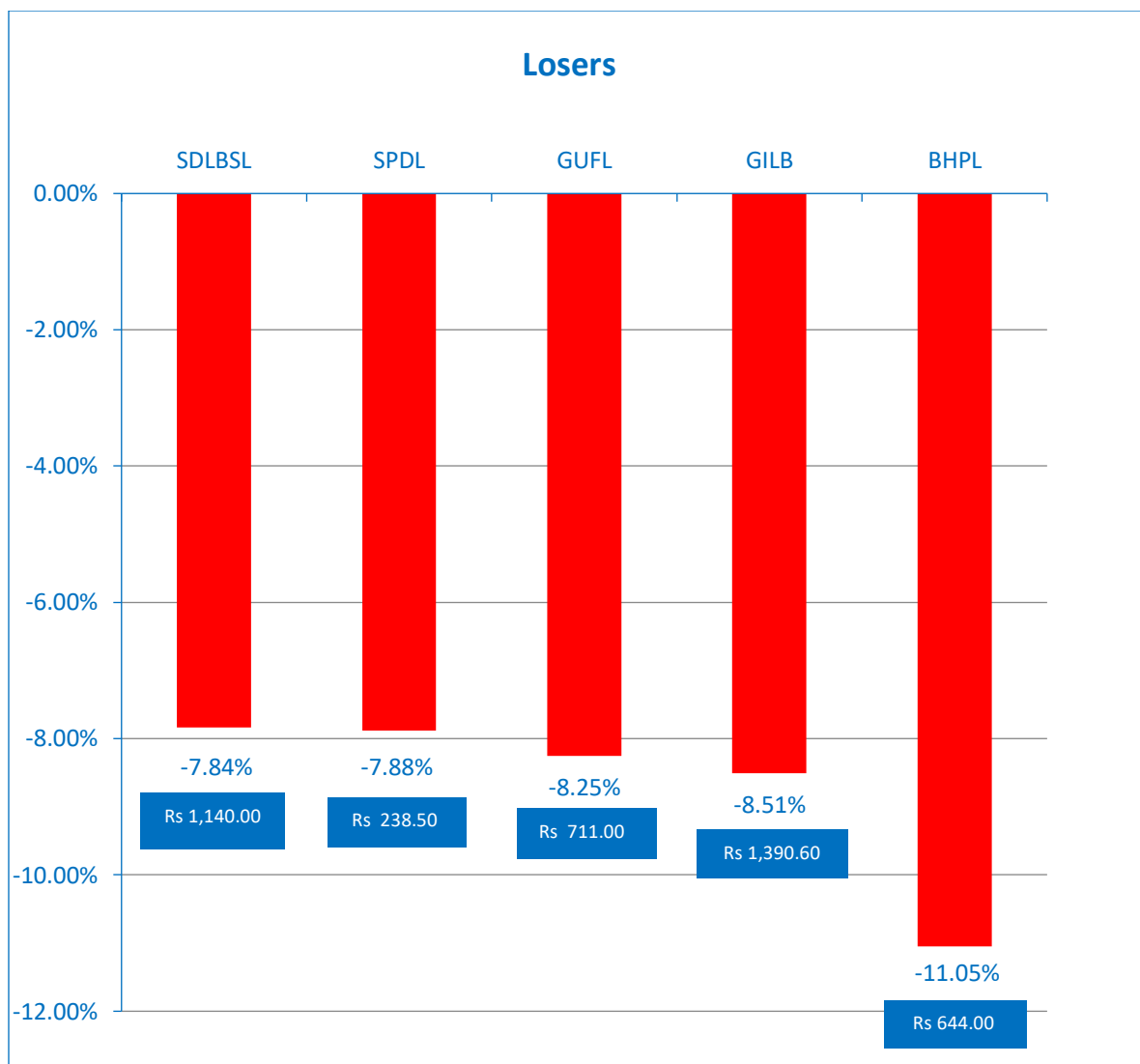


Figure 4 Top 10 Trade volume for the week.

Gainers and Losers



Top 5 Gainers and losers for the week





## Technical Overview

Now that we are at the golden Fibonacci retracement area will the market bounce back, ending its short-term correction? The 0.5 to 0.6 Fib area is a high probability zone that tends to hold these short-term corrections further allowing the previous trend to continue. In our case, If the 2040-2050 area does manage to hold back the correction. We could possibly see the index making a new high again. But the odds are still against us. This week's candle is small but a tricky one indeed. A larger volume needs to be acknowledged here. This calls for more confirmation from further days for further analysis of potential reversals.

On the other side, the indicators are still bullish on the weekly spectrum. Hope fully we do see good momentum carrying out in the index as the weekly average turnover has been high for a quite long time.

## Weekly analysis



Figure 5 Weekly Time Frame Candlestick Pattern

## Daily analysis



On daily graph,

The fall continues as it breaks all the minor supports. Yet we now remain with a major support area of 2040. This zone would ideally be a great zone to see some bullish power from the market. The RSI has dropped to 44, close to a lower bound.

Here are some of the zones to watch to determine the direction of the market.

Support	Resistance
S1 – 2040-2050	R1 – 2090
S2 – 2000	R2 – 2140-2150
	R3 – 2250

## Major Rates and Ratios

Description	As on	Rate/Ratio
CD Ratio	June 22, 2024	79.68%
Weighted Average Interbank Interest Rate LCY	June 22, 2024	3.00%
Weighted Average 28 days T-bill rate	June 18, 2024	2.9603%
Weighted Average 91 days T-bill rate	June 25, 2024	2.9963 %
Weighted Average 182 days T-bill rate	June 18, 2024	3.0393 %
Weighted Average 364 days T-bill rate	June 25, 2024	3.1937%

Average FD Rate for the month of Ashad 2080	
Institutional	Individual
5.67%	6.88%

## Upcoming Events

Date	Event
30/6/2024	SGM of Hulas Fin Serve Hire Purchase Limited.
1/7/2024	Closing Day of auction of Suryodaya Womi Laghubitta Bittiya Sanstha Limited for 61,805 units promoter shares.
	Closing Day of auction of Nepal Infrastructure Bank Limited for 10,00,000 units promoter shares.
	Book Closure Date for 15th AGM of Vijaya Laghubitta Bittiya Sanstha Limited.
	Book Closure Date for 18th AGM of Excel Development Bank Limited.
2/7/2024	Closing Day of auction of Citizen Investment Trust for 50,000 units promoter shares.
	23rd & 24th AGM of Nepal Life Insurance Company Limited.
	Closing Day of auction of Swabalamban Laghubitta Bittiya Sanstha Limited for 16,528 units promoter shares.
	Closing Day of auction of Prabhu Bank Limited for 61,662 units promoter shares.
3/7/2024	SGM of Hotel Alice the Wonder Inn Limited.
	16th AGM of Corporate Development Bank Limited.
	Closing Day of auction of Sana Kisan Bikas Laghubitta Bittiya Sanstha Limited for 30,000 units promoter shares.

4/7/2024	Book Closure Date for 1:1 ratio right share of Himalaya Urja Bikas Company Limited.
	Book Closure Date for 29th AGM of Citizen Investment Trust.
	Book Closure Date for 6th AGM of Samaj Laghubitta Bittiya Sanstha Limited.
	SGM of Balephi Hydropower Limited.
5/7/2024	11th AGM of NMB Laghubitta Bittiya Sanstha Limited.
6/7/2024	1st AGM of Trust Micro Insurance Limited.

..... End .....

***Disclaimer:*** The information on this document is provided for information purpose only. It does not constitute any offer, recommendation or solicitation to any person to enter into any transaction or adopt any hedging, trading or investment strategy, nor does it constitute any prediction of likely future movement in rates or prices or any representation that any such future movements will not exceed those shown in any illustration. Users of this document should seek advice regarding the appropriateness of investing in any securities, financial instruments or investment strategies referred to on this document and should understand that statements regarding future prospects may not be realized. Opinion, Projections and estimates are subject to change without notice. Nepal Life Capital Limited will not be liable for any losses arising out of this document.