

NEPAL LIFE CAPITAL

WEEKLY

MARKET UPDATE

Week: (27/10/2024 to 31/10/2024)



Contents

Market Movement	1
Daily Turnover	2
Sub-Indices Performance	2
Daily Sector Movement	3
Investors Choice	4
Gainers and Losers.....	5
Technical Overview	7
Major Rates and Ratios.....	9
Upcoming Events	9

Market Movement

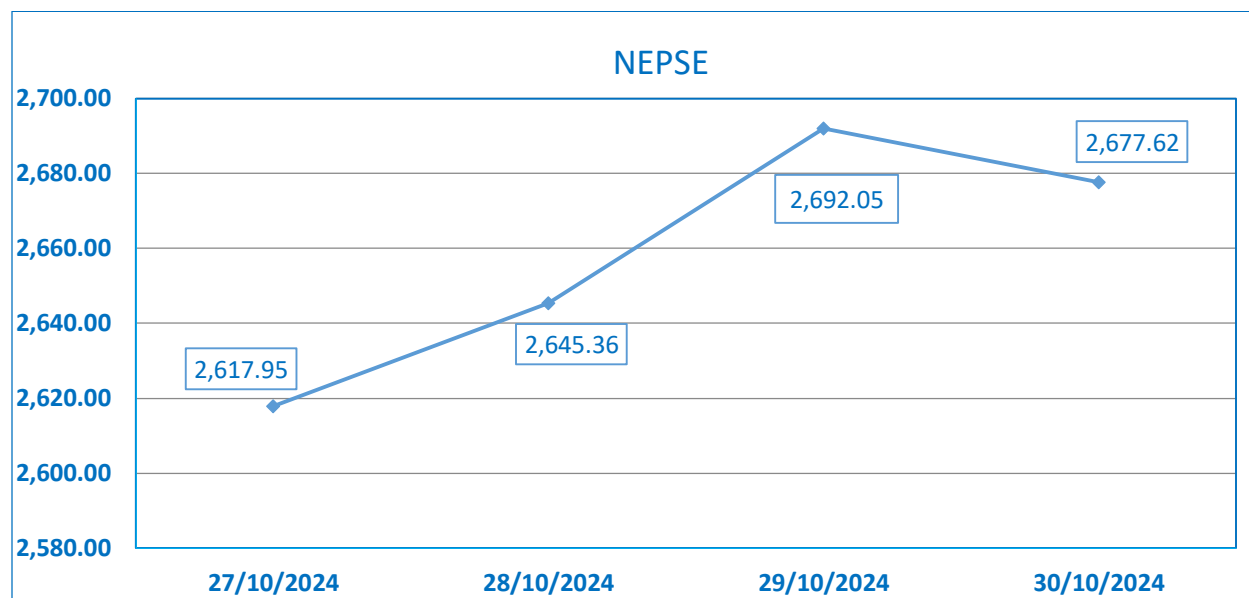


Figure 1 Market Movement for NEPSE index.

For the week of 27th October to 31st October, the NEPSE index rose by 50.48points (1.92%) to close at 2677.62. whereas the average turnover has decreased to 5.539 arba (-7.52%) less than the previous week.

Daily Turnover

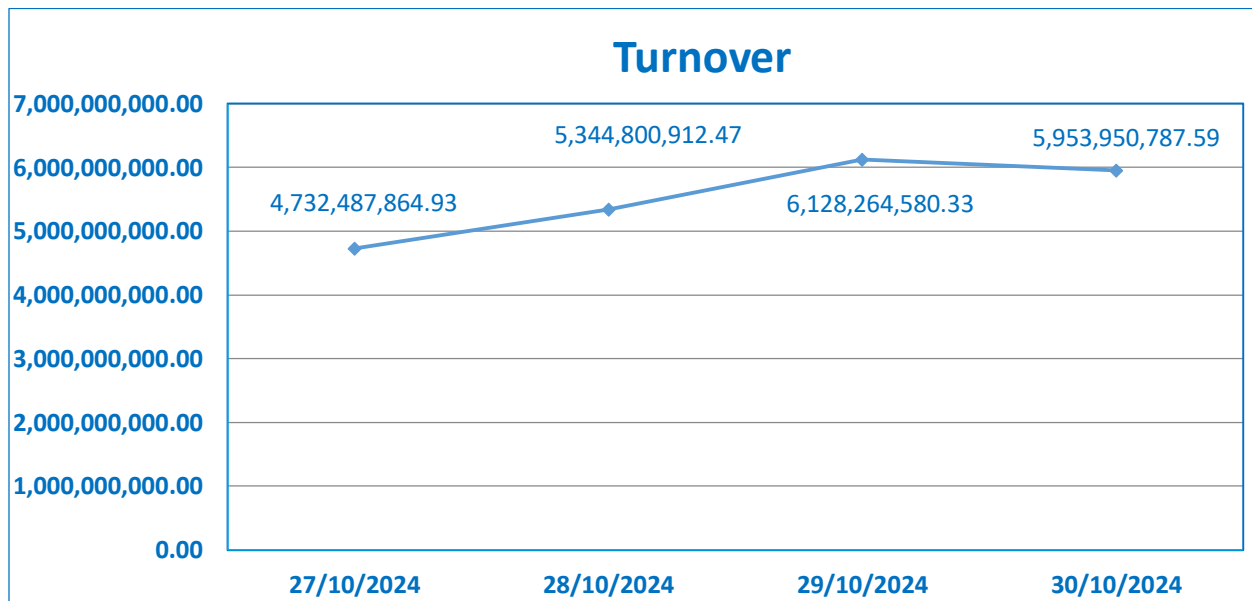


Figure 2 Turnover for NEPSE index.

Sub-Indices Performance

Indices	24th October	31st October	Return
Hotels and Tourism	6338.09	6803.87	7.35%
Non-Life Insurance	12,712.23	13,264.52	4.34%
Finance	3,330.78	3,462.69	3.96%
Life Insurance	12,679.06	13,167.47	3.85%
Hydropower	3,212.92	3,334.88	3.80%
Development Bank	5,177.88	5,330.30	2.94%
Microfinance	4,876.78	4,968.75	1.89%
Trading	3,545.65	3,609.91	1.81%
Others	2038.79	2060.08	1.04%
Mutual Fund	21.12	21.31	0.90%
Investment	104.53	105.19	0.63%
Manufacturing & Processing	6,968.85	6,997.92	0.42%
Banking	1,523.46	1,522.00	-0.10%

This week:

The weekly return for this week has been listed in the table above.

Daily Sector Movement

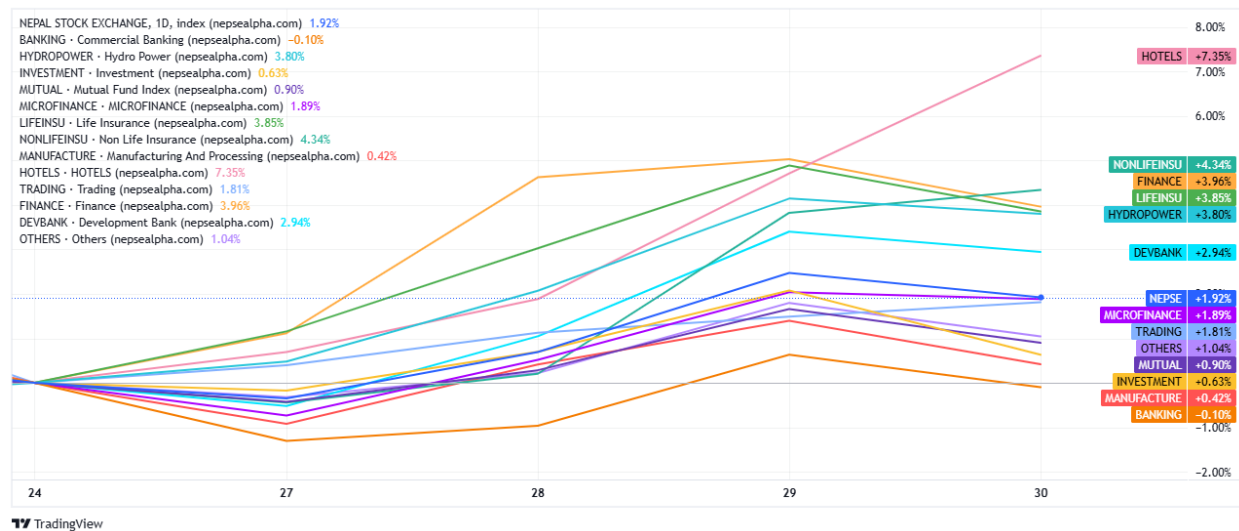


Figure 3 Daily sector movement relative to NEPSE index.

*Each dot represents the index closing point for each day of the week.

Investors Choice

In this section the stocks with the highest weekly trading volume have been showcased

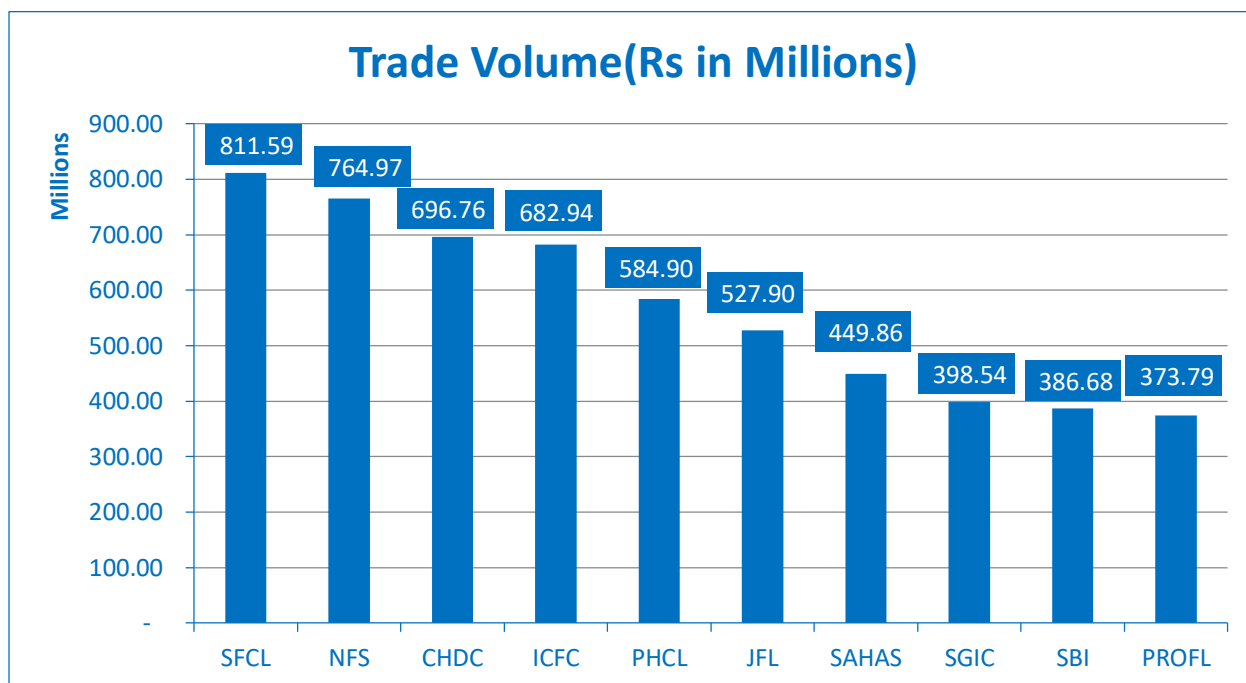
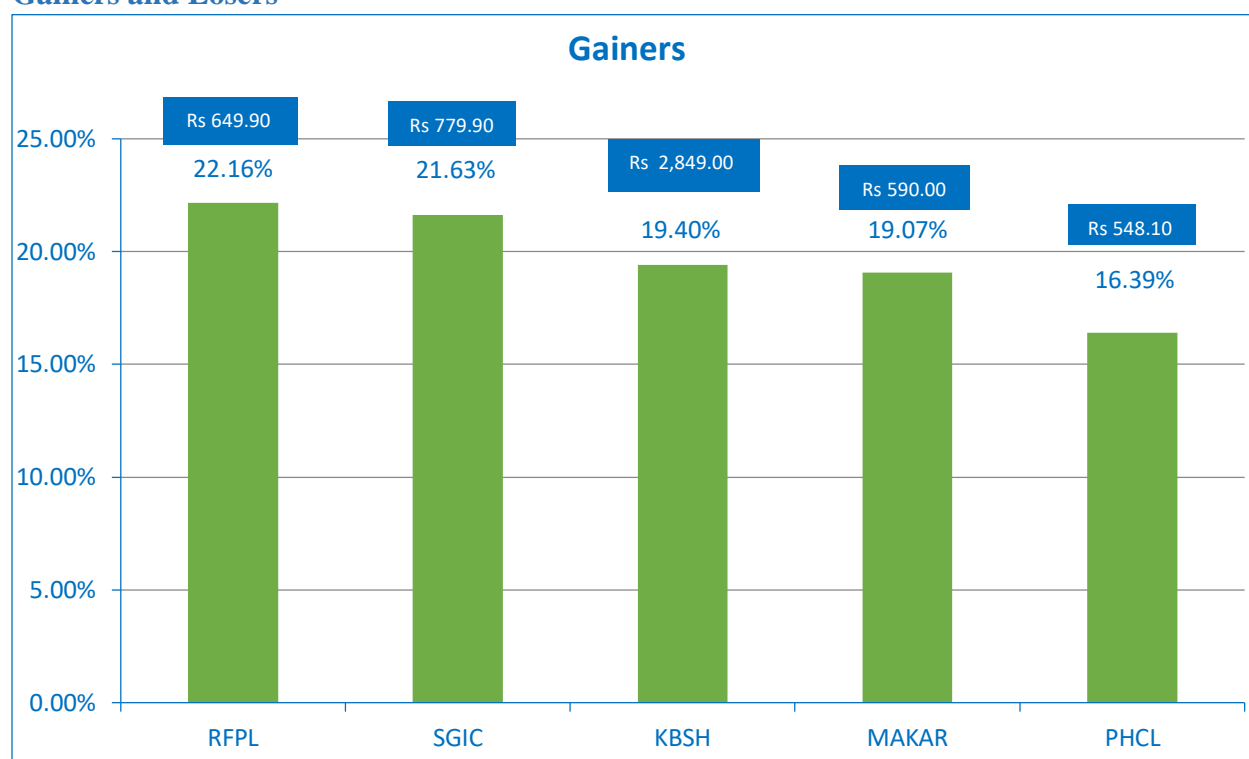


Figure 4 Top 10 Trade volume for the week.

Gainers and Losers



Top 5 Gainers and losers for the week



Technical Overview

The market's movement has been sideways in the recent weeks, bouncing between small zones. The transaction is slowly picking up pace, as the trading volume has spiked here and there. Overall, the market has gone through a healthy correction. Smart money is expected to be accumulating stocks. From a technical perspective, the price can remain sideways between the range of 2800-2400. A huge margin for traders but not directional for trend following techniques. The chances of the index falling beyond our recent is low is quite low.

Weekly analysis



Figure 5 Weekly Time Frame Candlestick Pattern

Daily analysis



On daily graph,

Tracking the daily graph for the NEPSE index from an Elliot wave perspective, the correction has ended, and we are now heading further into motive waves where the index is expected to breach the 3000 - and 3200s. The above shared analysis is considered a case where the waves are correctly identified. The price action within the circle is this week's movement. If this upward move does move beyond our recent high of 2778, we can further act with confidence in the upcoming days, targeting the 2800 to 3000.

Here are some of the zones to watch to determine the direction of the market.

Support	Resistance
Support 1: 2620	Resistance 1: 2690
Support 2: 2540	Resistance 2: 2780
Support 3: 2500	Resistance 3: 2880

Major Rates and Ratios

Description	As on	Rate/Ratio
CD Ratio	October 22, 2024	78.05
Weighted Average Interbank Interest Rate LCY	October 22, 2024	2.97%
Weighted Average 28 days T-bill rate	October 22, 2024	2.4904%
Weighted Average 91 days T-bill rate	October 29, 2024	2.7451%
Weighted Average 182 days T-bill rate	October 22, 2024	2.9497%
Weighted Average 364 days T-bill rate	October 29, 2024	2.9780%

Average FD Rate for the month of Kartik 2080	
Institutional	Individual
4.94%	6.21%

Upcoming Events

Date	Event
3/11/2024	No event!
4/11/2024	27th AGM of Medicare Hospital Limited.
5/11/2024	Price Adjusted – Balephi Hydropower Limited (BHL)
	Price Adjusted – Liberty Energy Company Limited (LEC)
	Appointment of Statutory Auditor for FY 2081/082 [UNL]
	Notice for the 18th AGM for FY 2080-81 [GBIME]
	Appointment of AGM [SHINE]
	Information Regarding the 18th AGM and the Book Closure [GBIME]
	Land Purchase at Hetauda [NLIC]
	Elected Directors [CHDC]
	SGM [CHDC]
	19th Annual General Meeting [RURU]
	SGM of CEDB Hydropower Development Company Limited

	Closing Day of 3,50,904.25 units FPO shares of Samata Gharelu Laghubitta Bittiya Sanstha Limited to the general public.
6/11/2024	Price Adjusted - Asha Laghubitta Bittiya Sanstha Ltd (ALBSL)
	Opening Day of auction of Swabalamban Laghubitta Bittiya Sanstha Limited for 44,143 units promoter shares.
	Information regarding the 18th AGM for FY 2080-81. [GBIME]
	Regarding For DCEO of Dhaulagiri Laghubitta Bittiya Sanstha limited [DLBS]
	Appointment of Auditor [CZBIL]
	Book Closure Date for 1:0.50 ratio right share of Liberty Energy Company Limited.
	Book Closure Date for 1:1 ratio right share of Balephi Hydropower Limited.
	Book Closure Date for 3rd AGM of Electro Power Company Limited.
	Book Closure Date for 3rd AGM of Hilton Hydro Energy Limited.
	Book Closure Date for 3rd AGM of Snow Rivers Limited.
	Book Closure Date for 8th AGM of Swet-Ganga Hydropower & Construction Limited.
7/11/2024	No event!
8/11/2024	Information [CHDC]
	4th AGM of Himalayan Securities Limited.
	30th AGM of Maruti Cements Limited.
9/11/2024	No event!

..... End

Disclaimer: *The information on this document is provided for information purpose only. It does not constitute any offer, recommendation or solicitation to any person to enter into any transaction or adopt any hedging, trading or investment strategy, nor does it constitute any prediction of likely future movement in rates or prices or any representation that any such future movements will not exceed those shown in any illustration. Users of this document should seek advice regarding the appropriateness of investing in any securities, financial instruments or investment strategies referred to on this document and should understand that statements regarding future prospects may not be realized. Opinion, Projections and estimates are subject to change without notice. Nepal Life Capital Limited will not be liable for any losses arising out of this document.*