



**NEPAL LIFE**  
**CAPITAL LIMITED**  
A SUBSIDIARY OF NEPAL LIFE INSURANCE COMPANY LTD.

# WEEKLY NEPSE UPDATE



## CONTACT US



**NEPAL LIFE**  
**CAPITAL LIMITED**  
A SUBSIDIARY OF NEPAL LIFE INSURANCE COMPANY LTD.

☎ 01-4530746, 01-4515856

✉ [info@nepallifecapital.com.np](mailto:info@nepallifecapital.com.np)

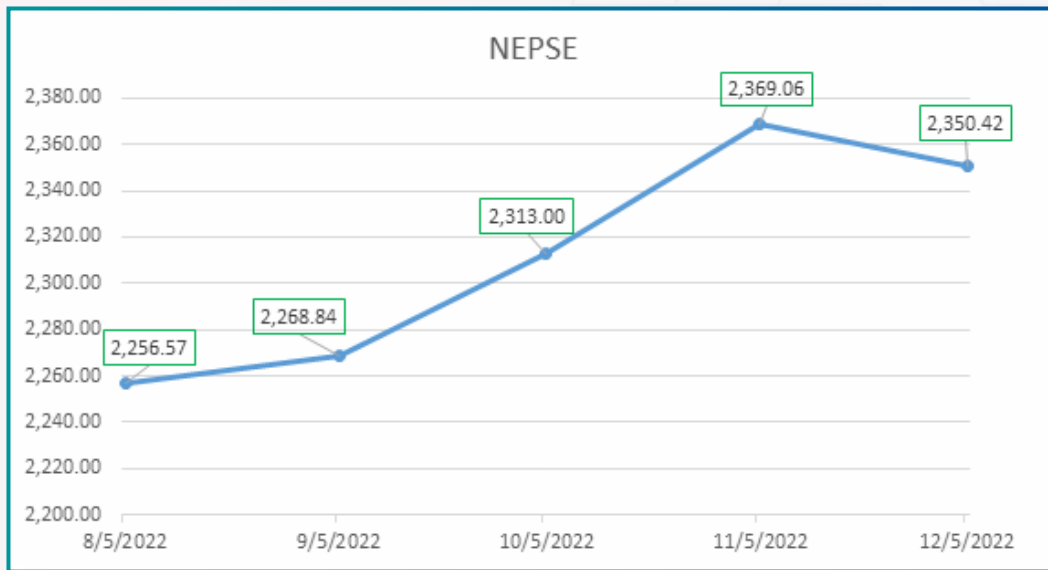
📍 City Center (Third Floor), Kamal Pokhari, Kathmandu-30



## **CONTENTS**

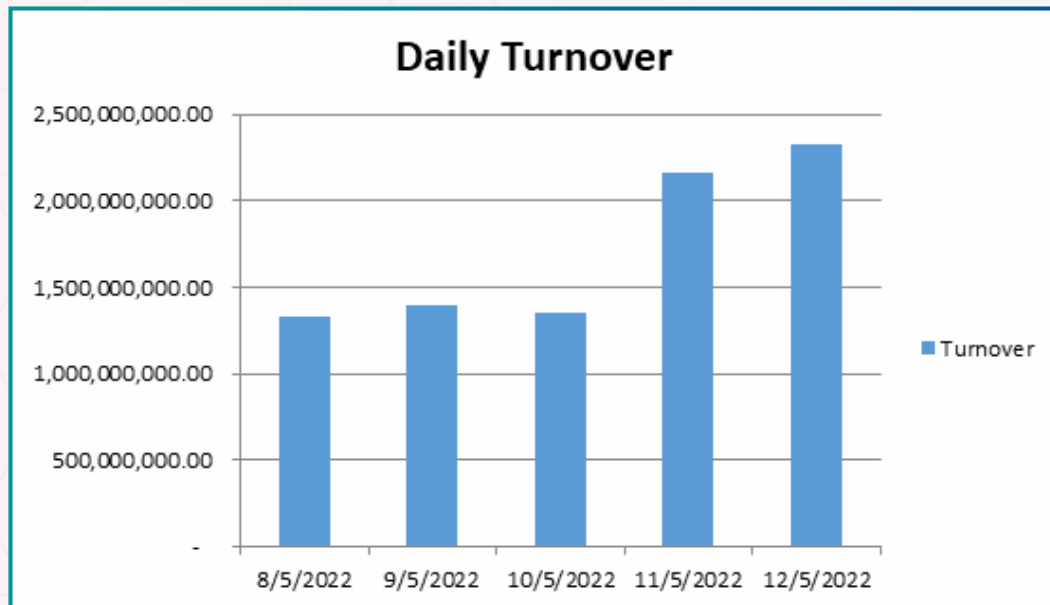
<b>03</b>	<b>Market Movement</b>
<b>04</b>	<b>Daily Turnover</b>
<b>05</b>	<b>Sub-Indices Performance</b>
<b>06</b>	<b>Investors Choice</b>
<b>07</b>	<b>Gainers and Losers</b>
<b>08</b>	<b>Policy Update</b>
<b>08</b>	SEBON Policy Update
<b>09</b>	<b>Upcoming Events</b>

## MARKET MOVEMENT



In the week from 8th May to 12th May, NEPSE index was on a uptrend with a positive weekly return of 4.99%. This was the result of the positive hope among the investors due to the upcoming election. These factors have increased investors' confidence and market participants seem to be hopeful regarding the improvement in liquidity due to election expenses and curbing of import by NRB due to which the average daily turnover has increased by 18.23% to ~Rs. 1.7 billion.

## DAILY TURNOVER



## SUB-INDICES PERFORMANCE

Indices	5th May	12th May	Return
Mutual Fund	15.26	15.42	1.05%
Banking	1,534.71	1,591.16	3.68%
Manufacturing & Processing	5,322.33	5,574.34	4.73%
Microfinance	4,577.41	4,803.94	4.95%
Investment	72.72	76.73	5.51%
Trading	2,019.88	2,066.00	2.28%
Others	1,700.59	1,824.20	7.27%
Non-Life Insurance	10,006.17	10,358.34	3.52%
Life Insurance	11,744.39	11,897.69	1.31%
Hotels and Tourism	2,881.24	2,989.81	3.77%
Development Bank	3,826.13	4,079.87	6.63%
Hydropower	2,449.77	2,701.32	10.27%
Finance	1,597.92	1,771.53	10.86%

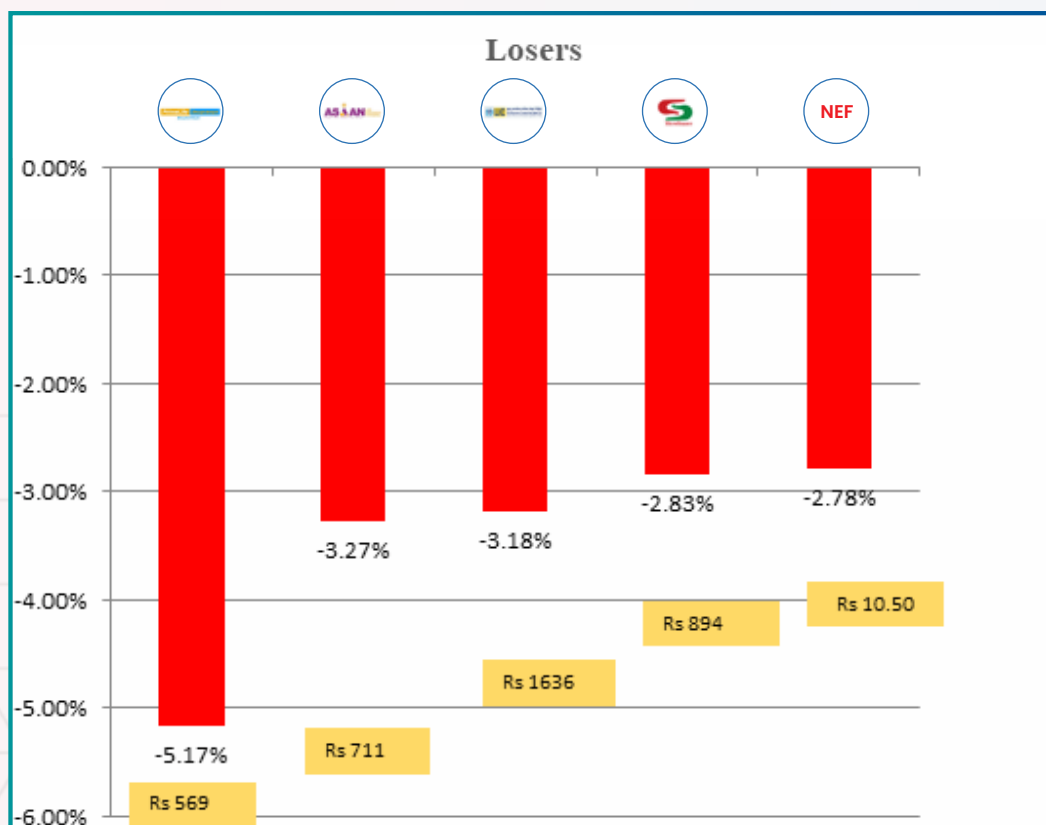
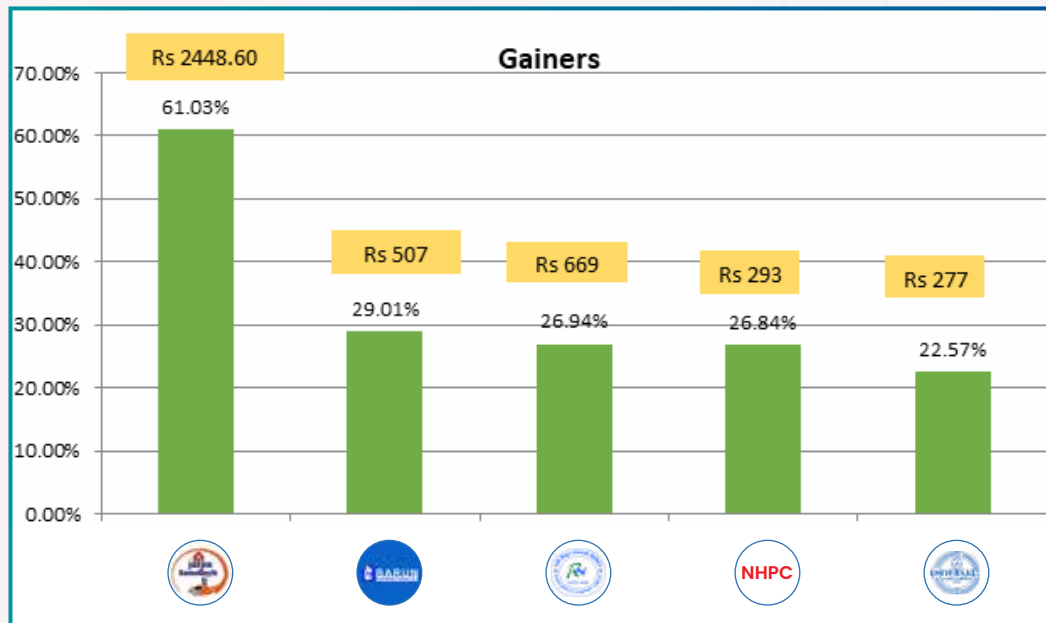
This week all the sectors were on the green side with positive returns, fueled majorly by the positive hope among the investors due to the upcoming election and hopefulness regarding the easing of liquidity crunch due to the election expenses and curbing of imports by NRB. Finance index gained the most with the return of 10.86% and Mutual Fund index gained the least with return of 1.05%.

## INVESTORS CHOICE

In this section the stocks with the highest weekly trading volume have been showcased.

Company	Trade Volume
AHPC	134,509,841.60
HDL	123,321,046.40
SLICL	116,008,306.10
NABIL	115,360,043.10
NICA	110,884,043.50
NIFRA	101,536,823.50
SHIVM	101,314,899.10
NGPL	89,694,519.40
NTC	88,895,431.60
API	79,729,054.50

## GAINERS AND LOSERS



## POLICY UPDATE

### SEBON Policy Update

- The Nepal Stock Exchange (Nepse) has instructed securities firms and stakeholders not to trade odd lots online or offline through the member broker's TMS system. According to the Nepal Stock Exchange Directive, if shareholders hold more than 10 lots of shares, they are not allowed to sell odd lots.



## UPCOMING EVENTS

- Issue of "4% NMB Urja Rinpatra (Energy Bond II) 2093/94" (35,00,000 units @ Rs.1000 per unit) of NMB Bank Limited closing on 18/05/2022
- Auction of promoter shares of Nepal Credit and Commerce Bank Limited closing on 18/05/2022
- IPO issue of River Falls Power Limited for 27,30,000 units to the general public closing on 18/05/2022
- "10.50% Century Debenture 2088" of Century Commercial Bank Limited (22,00,000 units @ Rs.1000 per unit) going to close on 18/05/2022
- IPO issue of Dordi Khola Jal Bidyut Company limited to project-affected locals of Lamjung district closing on 19/05/2022
- IPO issue Upper Solu Hydro Electric Company Limited to project-affected locals of Solukhumbu District (Dudhkunda Municipality) closing on 19/05/2022
- Right share issue of Nepal Finance Limited (1:0.70) opening on 20/05/2022
- SGM of Nabil Bank and Nepal Bangladesh Bank to be conducted on 21/05/2022

## Disclaimer

*Disclaimer. The information on this document is provided for information purpose only. It does not constitute any offer, recommendation or solicitation to any person to enter into any transaction or adopt any hedging, trading or investment strategy, nor does it constitute any prediction of likely future movement in rates or prices or any representation that any such future movements will not exceed those shown in any illustration. Users of this document should seek advice regarding the appropriateness of investing in any securities, financial instruments or investment strategies referred to on this document and should understand that statements regarding future prospects may not be realized. Opinion, Projections and estimates are subject to change without notice. Nepal Life Capital Limited will not be liable for any losses arising out of this document.*