NEPAL LIFE CAPITAL

WEEKLY

MARKET UPDATE

Week: (2026-3-8 to 2026-3-13)

NEPALLIFE CAPITAL LIMITED

A SUBSIDIARY OF NEPAL LIFE INSURANCE COMPANY LTD.

Copyright © Nepal Life Capital Ltd.-2026

Contents

Market Movement 1
Daily Turnover 2
Sub-Indices Performance 2
Daily Sector Movement 3
Investors Choice 4
Gainers and Losers 5
Technical Overview 7
Major Rates and Ratios 8
Upcoming Events 8

Copyright © Nepal Life Capital Ltd.-2026

Market Movement

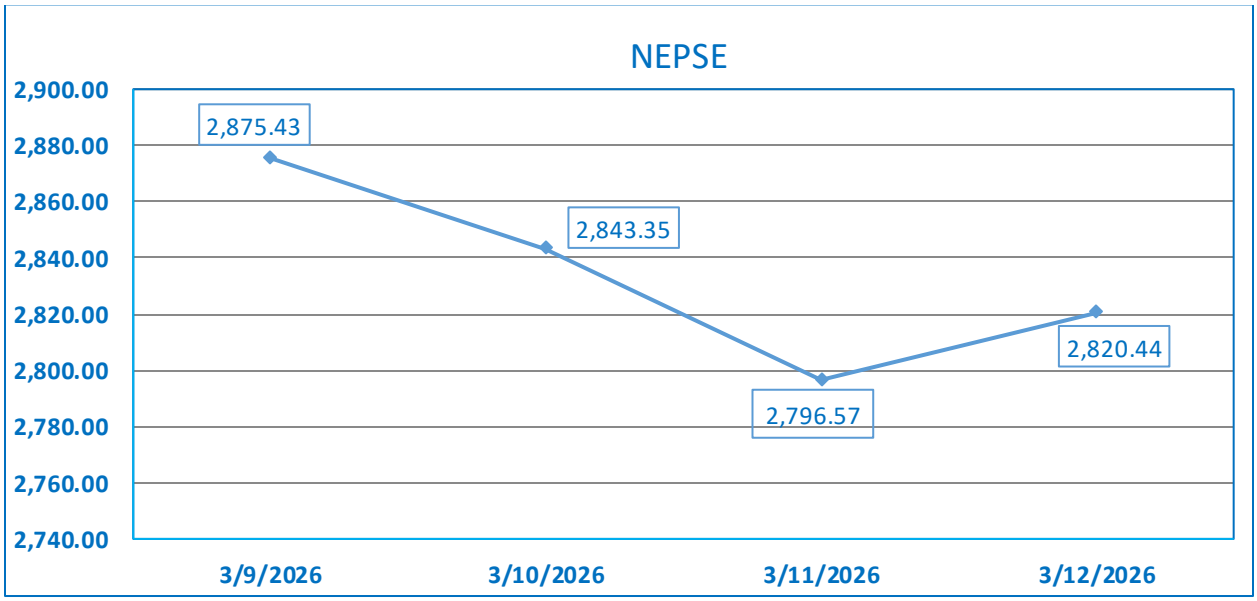

Figure 1: Market Movement for NEPSE index.

For the week of 8th March to 13th March, the NEPSE index traded with an average volume of 12.379 Arba to close at 2,820.44.

Copyright © Nepal Life Capital Ltd.-2026

Daily Turnover

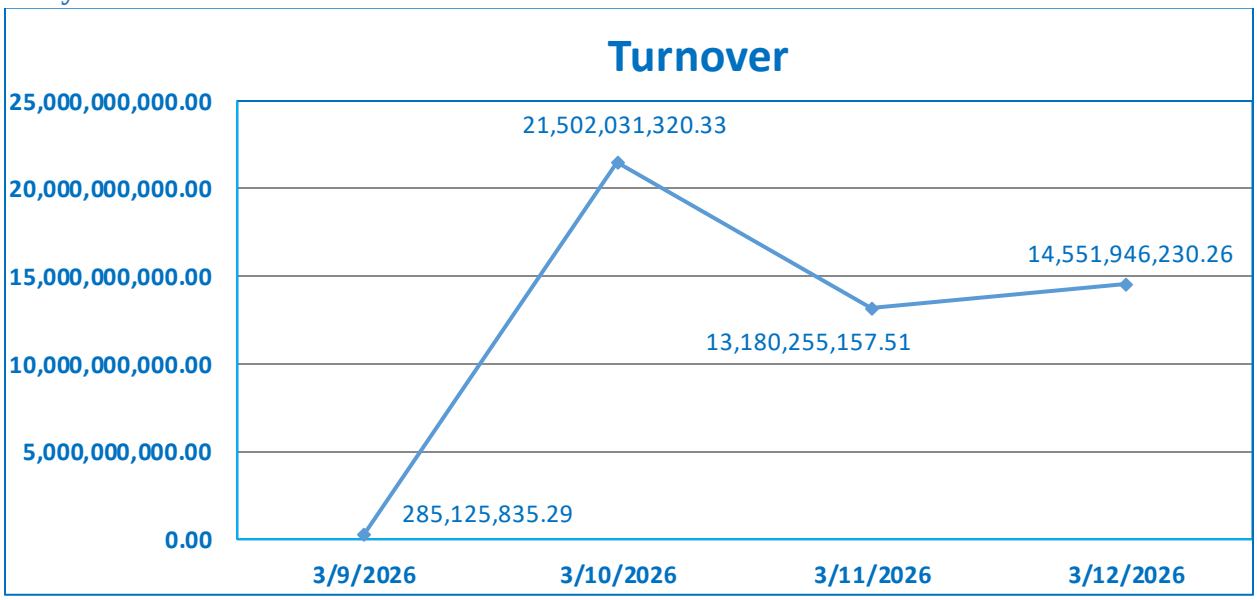

Figure 2: Turnover for NEPSE index.

The turnover for the current week has been displayed above.

Sub-Indices Performance

Indices	3rd March	13th March	Return
Banking	1,404.18	1,484.57	5.73%
Hydropower	3,576.95	3,779.53	5.66%
Investment	106.26	111.11	4.56%
Development Bank	5,790.39	6,040.19	4.31%
Life Insurance	13,050.12	13,508.36	3.51%
Non-Life Insurance	11,151.72	11,507.16	3.19%
Manufacturing & Processing	9,378.10	9,638.43	2.78%
Finance	2,534.72	2,597.18	2.46%
Microfinance	4,936.48	5,057.41	2.45%
Mutual Fund	21.36	21.87	2.39%
Trading	3,648.93	3,722.05	2.00%
Hotels and Tourism	7370.15	7501.65	1.78%
Others	2353.19	2385.87	1.39%

Figure 3: Weekly Returns of Sub-indices.

Copyright © Nepal Life Capital Ltd.-2026

Daily Sector Movement

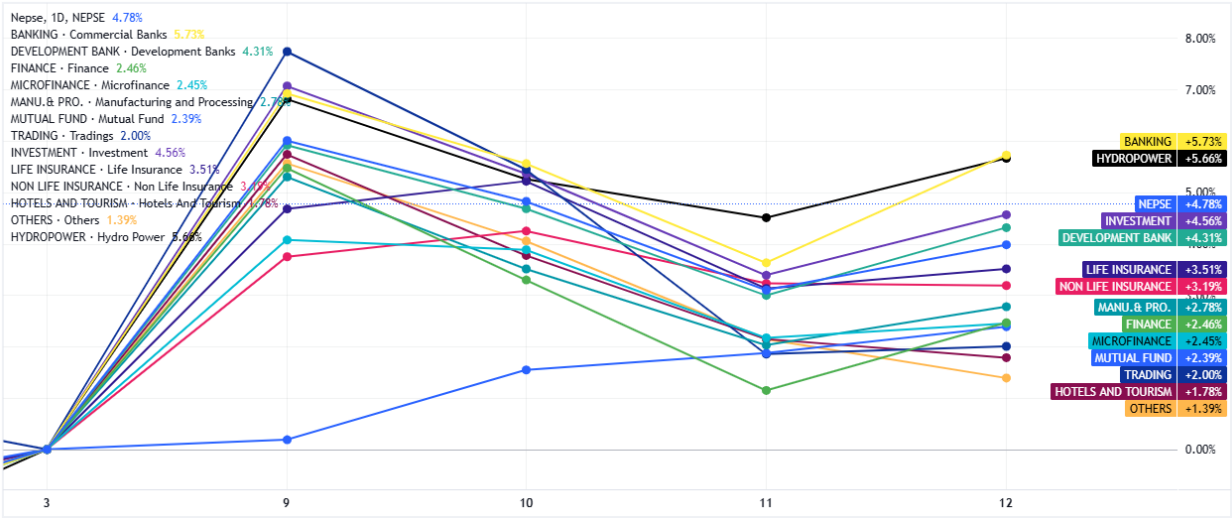

Figure 4: Daily sector movement relative to NEPSE index.

*Each dot represents the index closing point for each day of the week.

Copyright © Nepal Life Capital Ltd.-2026

Investors Choice

In this section the stocks with the highest weekly trading volume have been showcased.

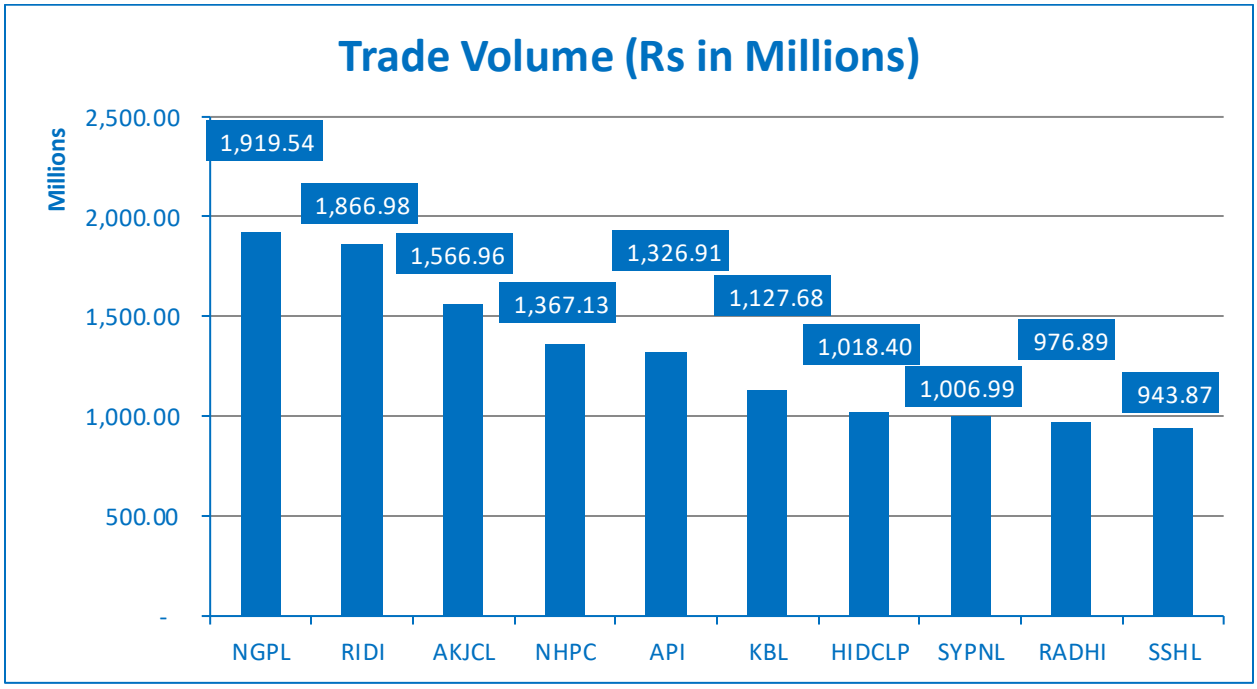

Figure 5: Top 10 Trade volume for the week.

Copyright © Nepal Life Capital Ltd.-2026

Gainers and Losers

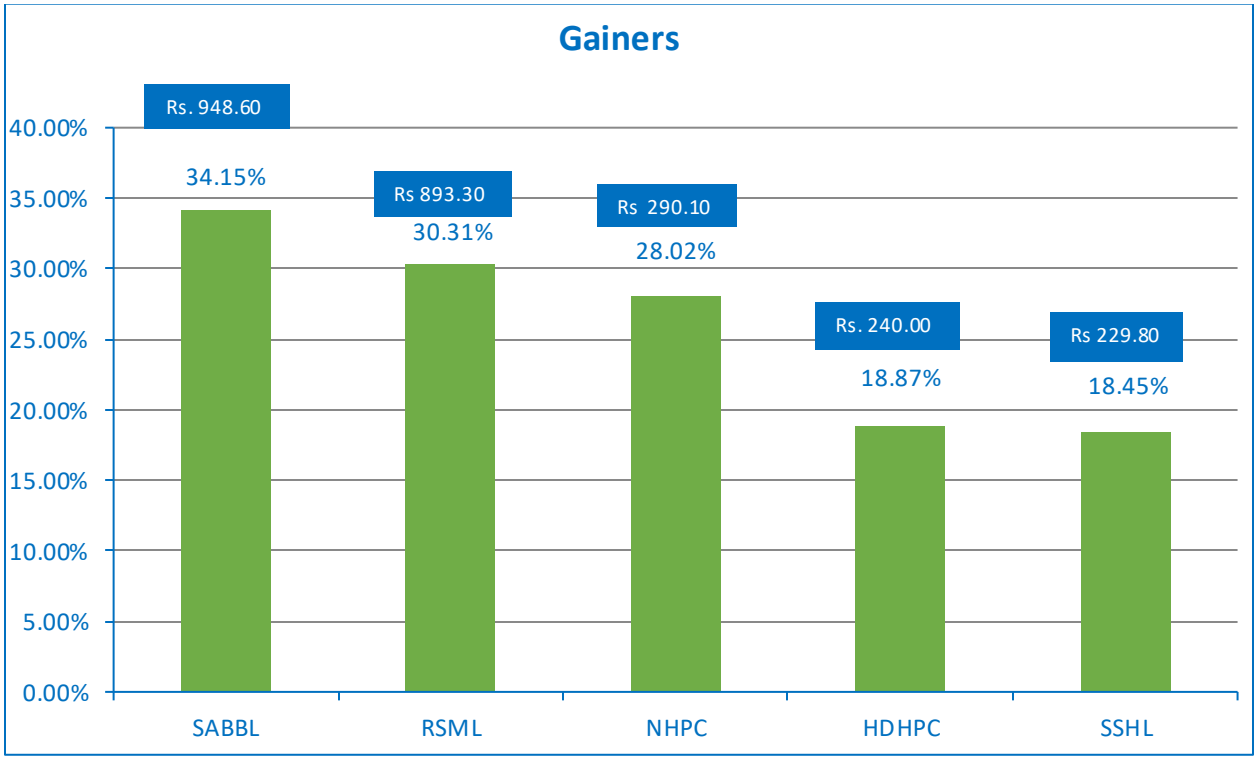

Figure 6: Top 5 Gainers for the week

Copyright © Nepal Life Capital Ltd.-2026

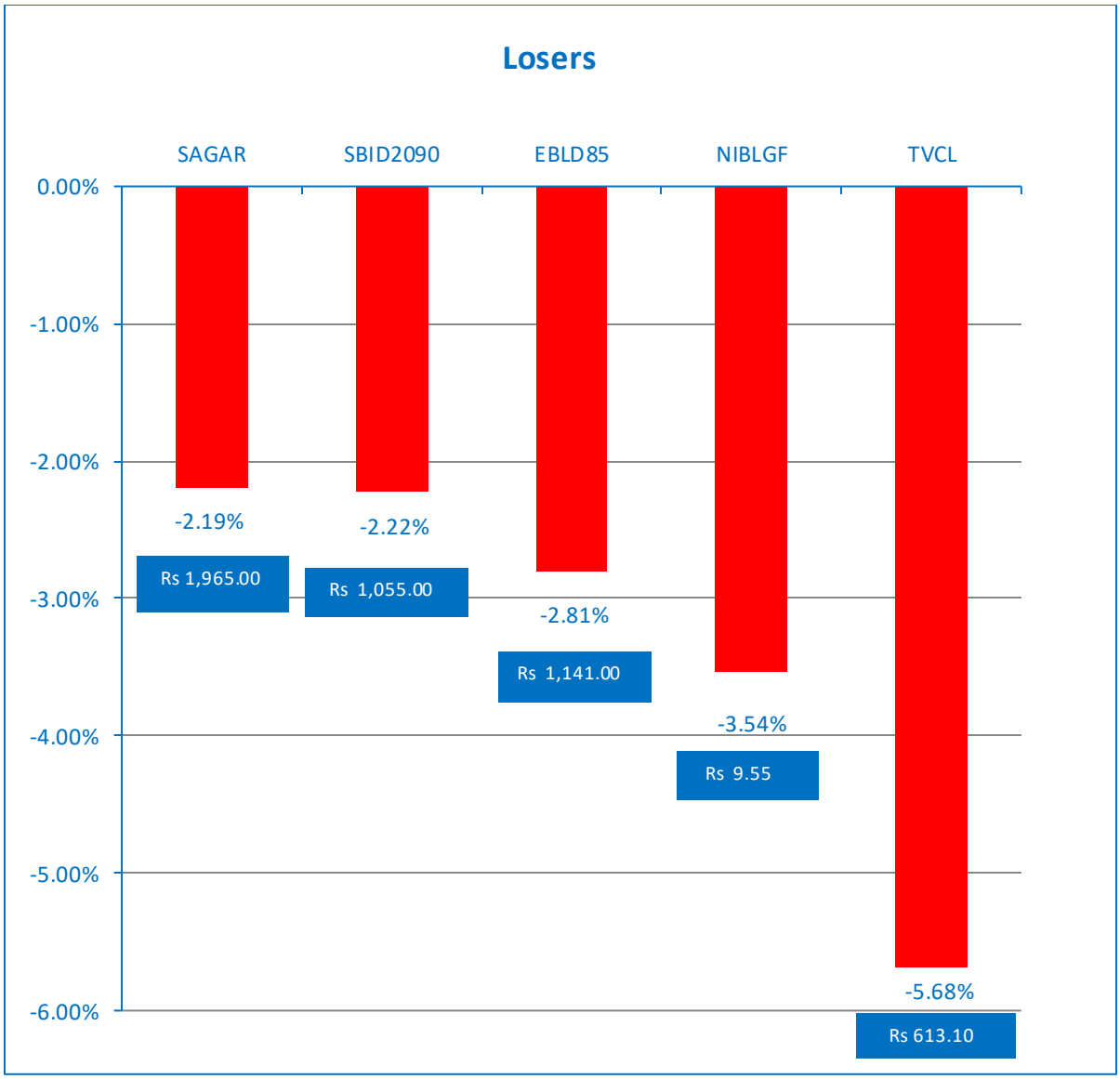

Figure 7: Top 5 Losers for the week

Copyright © Nepal Life Capital Ltd.-2026

Technical Overview

This week:

Figure 9: Weekly NEPSE chart

The market has clearly reacted on the clean sweep by the Rastriya Swotantra Party (RSP). We have been accommodated with a large swing above the 2600s into a new range. The opening day after the election started with a positive 6% circuit breaker. The last 3 trading days had both sellers and buyers into the market. However looking at the current market movement. It is safe to assume the market is ready to move higher. On the weekly chart. We can also find the On balance volume showing divergence with the price. And with consistency we could be seeing a quite a huge move again in the index in the near future.

Figure 10: Daily NEPSE chart

Copyright © Nepal Life Capital Ltd.-2026

Likewise on the daily chart, the index is green with a great volume. Yes, in short term the market could still have less vitality but with time we will see the market try to break its highs again.

Further reaction and timing from the market shall reveal more about the current economic/ political situation.

Support	Resistance
Support 1: 2800	Resistance 1: 2900
Support 2: 2720	Resistance 2: 3000
Support 2:	Resistance 3: 3200

Major Rates and Ratios

Description	As on	Rate/Ratio
CD Ratio	March 10, 2025	74.19
Weighted Average Interbank Interest Rate LCY	March 10, 2025	2.75%
Weighted Average 28 days T-bill rate	January 20, 2025	1.6545%
Weighted Average 91 days T-bill rate	March 10, 2025	2.5781%
Weighted Average 182 days T-bill rate	January 27, 2025	2.2924%
Weighted Average 364 days T-bill rate	March 10, 2025	2.5686%

Average FD Rate for the month of Falgun, 2081.	
Institutional	**Individual**
3.33%	**4.57%**

Upcoming Events

Date	Events
3/15/2026	Opening Day of 1,04,000 units of Beni Hydropower Project Limited to the Foreign Nepalese Immigrants.
	Opening Day of 10,40,000 units of Beni Hydropower Project Limited to the project-affected locals of Solukhumbhu District.
	Closing Day of 3,03,067 units of Taksar Pikhuwa Khola Hydropower Limited to the Foreign Nepalese Immigrants.
3/16/2026	Book Closure Date for 31st AGM of Goodwill Finance Company Limited.

Copyright © Nepal Life Capital Ltd.-2026

	Closing Day of 100 million units of Rs 10 face value each of "Garima Subarna Yojana".
3/17/2026	Book Closure Date for 9th AGM of Ganapati Laghubitta Bittiya Sanstha Limited.
	1st AGM of White Gold Multi Energy Limited
	3rd AGM of Thulo Khola Hydropower Limited.
	32nd AGM of Himal Power Limited.
3/18/2026	No event
3/19/2026	Closing Day of 1,04,000 units of Beni Hydropower Project Limited to the Foreign Nepalese Immigrants.
3/20/2026	No event
3/21/2026	No event

…….... End……

Disclaimer: *The information on this document is provided for information purpose only. It does not constitute any offer, recommendation or solicitation to any person to enter into any transaction or adopt any hedging, trading or investment strategy, nor does it constitute any prediction of likely future movement in rates or prices or any representation that any such future movements will not exceed those shown in any illustration. Users of this document should seek advice regarding the appropriateness of investing in any securities, financial instruments or investment strategies referred to on this document and should understand that statements regarding future prospects may not be realized. Opinion, Projections and estimates are subject to change without notice. Nepal Life Capital Limited will not be liable for any losses arising out of this document.*

Copyright © Nepal Life Capital Ltd.-2026